

LV= Core Funds (Series 2 & 3)

LV= SIPP (Flexible Transitions Account)

Available on all pension contracts sold since May 2009. If you have any queries regarding any of the details in this document, please speak to your financial adviser.

February 2026

Fund	Code	Investment Management Charge %pa	Other Expenses %pa	Total Fund Charge %pa
Asia Pacific excluding Japan Equities				
BNY Mellon Asian Opportunities (s2)	1212	0.77%	0.21%	0.98%
Fidelity Asia (s2)	1150	0.77%	0.17%	0.94%
Fidelity Index Pacific ex Japan (s2)	1083	0.15%	0.00%	0.15%
Invesco Asian (UK) (s2)	1158	0.92%	0.00%	0.92%
Invesco China Equity (UK) (s2)	1157	0.91%	0.00%	0.91%
Ninety One Emerging Markets Leaders (s2)	1040	0.77%	0.20%	0.97%
Schroder Asian Income Maximiser (s2)	1234	0.92%	0.00%	0.92%
Vanguard Pacific ex-Japan Stock Index (s2)	1239	0.12%	0.00%	0.12%
Commodity/Energy				
BlackRock Gold & General (s2)	1033	1.02%	0.16%	1.18%
JPM Natural Resources (s2)	1173	0.77%	0.07%	0.84%
Europe excluding UK Equities				
Artemis SmartGARP European Equity Fund (s2)	1024	0.77%	0.11%	0.88%
BlackRock European Dynamic (s2)	1032	0.77%	0.16%	0.93%
BNY Mellon European Opportunities (Responsible) (s2)	1209	0.77%	0.10%	0.87%
CT European Select (s2)	1262	0.76%	0.06%	0.82%
CT European Smaller Cos (s2)	1256	0.77%	0.14%	0.91%
Fidelity European (s2)	1141	0.77%	0.16%	0.93%
Fidelity Index Europe ex UK (s2)	1081	0.12%	0.00%	0.12%
JPM Europe Dynamic ex UK (s2)	1172	0.77%	0.10%	0.87%
Jupiter European Special Situations (s2)	1185	1.01%	0.00%	1.01%
Vanguard FTSE Developed Europe ex-UK Equity Index (s2)	1238	0.10%	0.00%	0.10%
Flexible Investment				
7IM AAP Adventurous (s2)	1270	0.52%	0.10%	0.62%
7IM Adventurous (s2)	1013	0.82%	0.37%	1.19%
DMS Stirling House Dynamic (s2)	1282	0.72%	0.60%	1.32%
Jupiter Merlin Growth Portfolio (s2)	1182	0.99%	0.55%	1.54%
Liontrust Sustainable Future Managed Growth (s2)	1123	0.77%	0.11%	0.88%
MGTS Sentinel Enterprise Portfolio (s2)	1232	0.72%	0.17%	0.89%
Quilter Investors Cirilium Adventurous Passive Portfolio (s2)	1059	0.40%	0.00%	0.40%
Quilter Investors Cirilium Adventurous Portfolio (s2)	1058	1.05%	0.00%	1.05%
Quilter Investors Cirilium Dynamic Passive Portfolio (s2)	1089	0.38%	0.00%	0.38%
Quilter Investors Cirilium Dynamic Portfolio (s2)	1061	1.04%	0.00%	1.04%
Schroder Blended Portfolio 7 (s2)	1067	0.22%	0.37%	0.59%
MI Verbatim Portfolio 7 (s2)	1269	0.67%	0.89%	1.56%

Fund	Code	Investment Management Charge %pa	Other Expenses %pa	Total Fund Charge %pa
Global Emerging Markets Equities				
BlackRock Emerging Markets (s2)	1031	0.77%	0.23%	1.00%
CT Global Emerging Markets Equity (s2)	1257	0.77%	0.26%	1.03%
CT Latin American (s2)	1259	0.77%	0.16%	0.93%
Fidelity Index Emerging Markets (s2)	1080	0.22%	0.00%	0.22%
Jupiter India (s2)	1175	1.01%	0.01%	1.02%
Schroder Global Emerging Markets (s2)	1228	0.99%	0.00%	0.99%
Vanguard Emerging Markets Stock Index (s2)	1246	0.18%	0.00%	0.18%
Global Equities				
BlackRock Consensus 100 (s2)	1109	0.22%	0.02%	0.24%
CT Global Equity Income (s2)	1263	0.77%	0.15%	0.92%
Fidelity Global Dividend (s2)	1138	0.77%	0.16%	0.93%
Fidelity Global Special Situations (s2)	1143	0.77%	0.16%	0.93%
Fidelity Index World (s2)	1086	0.14%	0.00%	0.14%
Fidelity Open World (s2)	1153	0.52%	0.64%	1.16%
Jupiter Ecology (s2)	1178	0.80%	0.00%	0.80%
Jupiter Merlin Worldwide Portfolio (s2)	1177	1.00%	0.58%	1.58%
Liontrust Sustainable Future Global Growth (s2)	1126	0.77%	0.10%	0.87%
M&G Global Dividend (s2)	1200	0.45%	0.00%	0.45%
M&G Global Themes (s2)	1196	0.68%	0.00%	0.68%
Schroder Global Equity (s2)	1068	0.62%	0.00%	0.62%
Schroder QEP Global Core (s2)	1219	0.32%	0.00%	0.32%
Vanguard LifeStrategy 100% Equity (s2)	1279	0.22%	0.00%	0.22%
Global Fixed Interest				
BNY Mellon International Bond (s2)	1211	0.52%	0.11%	0.63%
Invesco Global Bond (UK) (s2)	1166	0.64%	0.00%	0.64%
iShares ESG Screened Overseas Corporate Bond Index (s2)	1030	0.12%	0.01%	0.13%
Global High Yield				
Ninety One Emerging Markets Blended Debt (s2)	1041	0.77%	0.16%	0.93%
Japan Equities				
Fidelity Index Japan (s2)	1082	0.12%	0.00%	0.12%
Jupiter Japan Income (s2)	1181	1.00%	0.00%	1.00%
Schroder Tokyo (s2)	1224	0.94%	0.00%	0.94%
Vanguard Japan Stock Index (s2)	1241	0.12%	0.00%	0.12%
Mixed Investment 0-35% Shares				
7IM AAP Cautious (s2)	1020	0.52%	0.25%	0.77%
BlackRock Consensus 35 (s2)	1105	0.22%	0.02%	0.24%
CT Managed Bond Focused (s2)	1261	0.62%	0.10%	0.72%
Fidelity Multi Asset Allocator Defensive (s2)	1078	0.22%	0.00%	0.22%
JPM Global Macro ESG (s2)	1171	0.62%	0.15%	0.77%
Jupiter Merlin Conservative Select (s2)	1187	0.64%	0.18%	0.82%
Ninety One Diversified Income (2)	1031	0.77%	0.23%	1.00%
Quilter Investors Cirilium Conservative Passive Portfolio (s2)	1088	0.40%	0.00%	0.40%
Quilter Investors Cirilium Conservative Portfolio (s2)	1063	0.92%	0.00%	0.92%
Vanguard LifeStrategy 20% Equity (s2)	1275	0.22%	0.00%	0.22%
Mixed Investment 20-60% Shares				
7IM AAP Moderately Cautious (s2)	1273	0.52%	0.16%	0.68%
7IM AAP Balanced (s2)	1271	0.52%	0.12%	0.64%
7IM Moderately Cautious (s2)	1010	0.87%	0.40%	1.27%
7IM Balanced (s2)	1011	0.82%	0.35%	1.17%

Fund	Code	Investment Management Charge %pa	Other Expenses %pa	Total Fund Charge %pa
Artemis Monthly Distribution (s2)	1028	0.77%	0.09%	0.86%
BlackRock Consensus 60 (s2)	1106	0.22%	0.02%	0.24%
Cautious Index (s2)	1297	0.11%	0.00%	0.11%
CT MM Navigator Distribution (s2)	1057	0.70%	0.74%	1.44%
DMS Stirling House Balanced (s2)	1280	0.72%	0.63%	1.35%
Fidelity Multi Asset Allocator Strategic (s2)	1077	0.22%	0.00%	0.22%
Fidelity Multi Asset Open Strategic (s2)	1149	0.52%	0.50%	1.02%
Invesco Distribution (UK) (s2)	1160	0.79%	0.00%	0.79%
Jupiter Merlin Income Portfolio (s2)	1183	0.99%	0.43%	1.42%
Liontrust Sustainable Future Defensive Managed (s2)	1125	0.77%	0.12%	0.89%
M&G Climate Aware Multi Asset (s2)	1192	0.45%	0.00%	0.45%
Ninety One Global Income Opportunities (s2)	1044	0.77%	0.12%	0.89%
Quilter Investors Cirilium Balanced Passive Portfolio (s2)	1087	0.39%	0.00%	0.39%
Quilter Investors Cirilium Balanced Portfolio (s2)	1060	1.03%	0.00%	1.03%
Schroder Income Portfolio (s2)	1064	0.93%	0.00%	0.93%
Schroder MM Diversity (s2)	1065	0.59%	0.52%	1.11%
Schroder Monthly Income (s2)	1216	0.89%	0.04%	0.93%
Vanguard LifeStrategy 40% Equity (s2)	1276	0.22%	0.00%	0.22%
MI Verbatim Multi-Index Portfolio 3 (s2)	1290	0.42%	0.32%	0.74%
MI Verbatim Multi-Index Portfolio 4 (s2)	1291	0.42%	0.28%	0.70%
MI Verbatim Portfolio 3 (s2)	1265	0.67%	0.77%	1.44%
MI Verbatim Portfolio 4 (s2)	1266	0.67%	0.78%	1.45%
Mixed Investment 40-85% Shares				
7IM AAP Moderately Adventurous (s2)	1272	0.52%	0.12%	0.64%
7IM Moderately Adventurous (s2)	1012	0.82%	0.38%	1.20%
Adventurous Index (s2)	1298	0.11%	0.00%	0.11%
Balanced Index (s2)	1244	0.11%	0.00%	0.11%
BlackRock Consensus 70 (s2)	1107	0.22%	0.02%	0.24%
BlackRock Consensus 85 (s2)	1108	0.22%	0.02%	0.24%
BNY Mellon Multi Asset Balanced (s2)	1208	0.65%	0.06%	0.71%
DMS Stirling House Growth (s2)	1283	0.72%	0.56%	1.28%
Fidelity Multi Asset Allocator Growth (s2)	1079	0.22%	0.00%	0.22%
Fidelity Multi Asset Open Growth (s2)	1148	0.52%	0.53%	1.05%
Jupiter Merlin Balanced Portfolio (s2)	1176	0.99%	0.50%	1.49%
Liontrust Sustainable Future Cautious Managed (s2)	1124	0.77%	0.12%	0.89%
Liontrust Sustainable Future Managed (s2)	1127	0.77%	0.10%	0.87%
MGTS Sentinel Universal Portfolio (s2)	1233	0.47%	0.63%	1.10%
Quilter Investors Cirilium Moderate Passive Portfolio (s2)	1090	0.37%	0.00%	0.37%
Quilter Investors Cirilium Moderate Portfolio (s2)	1062	1.03%	0.00%	1.03%
Schroder Blended Portfolio 6 (s2)	1066	0.22%	0.35%	0.57%
Vanguard LifeStrategy 60% Equity (s2)	1277	0.22%	0.00%	0.22%
Vanguard LifeStrategy 80% Equity (s2)	1278	0.22%	0.00%	0.22%
MI Verbatim Multi-Index Portfolio 5 (s2)	1292	0.42%	0.31%	0.73%
MI Verbatim Multi-Index Portfolio 6 (s2)	1293	0.42%	0.21%	0.63%
MI Verbatim Portfolio 5 Growth (s2)	1267	0.67%	0.74%	1.41%
MI Verbatim Portfolio 6 (s2)	1268	0.67%	0.87%	1.54%

Fund	Code	Investment Management Charge %pa	Other Expenses %pa	Total Fund Charge %pa
Money Market				
CT Sterling Short-Term Money Market (s2)	1003	0.17%	0.06%	0.23%
Vanguard Sterling Short-Term Money Market (s2)	1248	0.10%	0.00%	0.10%
North American Equities				
BlackRock US Dynamic (s2)	1036	0.77%	0.14%	0.91%
CT American (s2)	1254	0.76%	0.07%	0.83%
Fidelity Index US (s2)	1085	0.08%	0.00%	0.08%
M&G North American Dividend (s2)	1194	0.88%	0.00%	0.88%
Schroder US Mid Cap (s2)	1227	0.93%	0.00%	0.93%
Vanguard US Equity Index (s2)	1242	0.12%	0.00%	0.12%
Property Other				
iShares Environment & Low Carbon Tilt Real Estate Index (s2)	1029	0.18%	0.02%	0.20%
Schroder Global Cities Real Estate (s2)	1221	0.94%	0.00%	0.94%
Specialist				
BNY Mellon Multi Asset Diversified Return (s2)	1213	0.65%	0.08%	0.73%
CT Dynamic Real Return (s2)	1104	0.42%	0.10%	0.52%
Schroder Sustainable Future Multi Asset (s2)	1235	0.32%	0.02%	0.34%
Sterling Corporate Bond				
CT Sterling Corporate Bond (s2)	1002	0.14%	0.06%	0.20%
Fidelity MoneyBuilder Corporate Bond (s2)	1145	0.42%	0.14%	0.56%
Invesco Corporate Bond (UK) (s2)	1159	0.52%	0.00%	0.52%
L&G Active Sterling Corporate Bond Plus (s2)	1101	0.46%	0.00%	0.46%
M&G Corporate Bond (s2)	1195	0.47%	0.00%	0.47%
M&G Strategic Corporate Bond (s2)	1193	0.60%	0.00%	0.60%
Schroder All Maturities Corporate Bond (s2)	1229	0.58%	0.00%	0.58%
Vanguard UK Investment Grade Bond Index (s2)	1247	0.08%	0.00%	0.08%
Sterling High Yield				
CT High Yield Bond (s2)	1258	0.62%	0.14%	0.76%
Sterling Strategic Bond				
Artemis High Income (s2)	1025	0.65%	0.09%	0.74%
Fidelity Strategic Bond (s2)	1152	0.52%	0.12%	0.64%
Invesco Monthly Income Plus (UK) (s2)	1163	0.69%	0.00%	0.69%
L&G Strategic Bond (s2)	1100	0.57%	0.00%	0.57%
MGTS Sentinel Defensive (s2)	1231	0.47%	0.25%	0.72%
M&G Optimal Income (s2)	1198	0.57%	0.00%	0.57%
Ninety One Global Total Return Credit (s2)	1042	0.67%	0.15%	0.82%
UK All Companies				
Artemis SmartGARP UK Equity Fund (s2)	1023	0.77%	0.11%	0.88%
Artemis UK Special Situations (s2)	1027	0.77%	0.11%	0.88%
BlackRock UK (s2)	1034	0.77%	0.16%	0.93%
BlackRock UK Special Situations (s2)	1035	0.77%	0.16%	0.93%
BNY Mellon UK Opportunities (Responsible) (s2)	1214	0.77%	0.06%	0.83%
Fidelity Index UK (s2)	1084	0.08%	0.00%	0.08%
Fidelity Special Situations (s2)	1151	0.77%	0.16%	0.93%
Invesco UK Equity High Income (UK) (s2)	1161	0.89%	0.00%	0.89%
Invesco UK Equity Income (UK) (s2)	1162	0.88%	0.00%	0.88%
Invesco UK Opportunities (UK) (s2)	1165	0.88%	0.00%	0.88%
Liontrust UK Growth (s2)	1188	0.77%	0.08%	0.85%
Schroder UK Mid 250 (s2)	1226	0.93%	0.00%	0.93%
Vanguard FTSE UK All Share Index (s2)	1243	0.07%	0.00%	0.07%

Fund	Code	Investment Management Charge %pa	Other Expenses %pa	Total Fund Charge %pa
UK Direct Property				
L&G Property (s2)	1103	0.65%	0.00%	0.65%
M&G Property Portfolio (s2) (Fund suspended and closed to new money)	1199	0.62%	0.00%	0.63%
UK Gilts				
Vanguard UK Government Bond Index (s2)	1245	0.08%	0.00%	0.08%
UK Equity Income				
Artemis Income (s2)	1026	0.77%	0.05%	0.82%
BNY Mellon UK Income (s2)	1210	0.77%	0.08%	0.85%
CT UK Equity Alpha Income (s2)	1260	0.77%	0.14%	0.91%
CT UK Equity Income (s2)	1264	0.75%	0.07%	0.82%
Fidelity MoneyBuilder Dividend (s2)	1144	0.52%	0.17%	0.69%
Jupiter UK Income (s2)	1180	0.96%	0.01%	0.97%
Schroder Income (s2)	1217	0.22%	0.37%	0.59%
Schroder Income Maximiser (s2)	1222	0.91%	0.00%	0.91%
UK Smaller Companies				
Invesco UK Smaller Companies Equity (UK) (s2)	1164	0.89%	0.00%	0.89%
Liontrust UK Smaller Companies (s2)	1191	1.27%	0.08%	1.35%
Ninety One UK Special Situations (s2)	1043	0.77%	0.10%	0.87%
Volatility Managed				
CT Multi-Manager Universal Adventurous (s2)	1056	0.31%	0.36%	0.67%
CT Multi-Manager Universal Balanced (s2)	1053	0.31%	0.36%	0.67%
CT Multi-Manager Universal Cautious (s2)	1054	0.31%	0.36%	0.67%
CT Multi-Manager Universal Defensive (s2)	1055	0.31%	0.36%	0.67%
CT Multi-Manager Universal Growth (s2)	1052	0.31%	0.36%	0.67%
L&G Future World ESG Screened and Selected Multi-Index 4 (s3)	3008	0.35%	0.01%	0.36%
L&G Future World ESG Screened and Selected Multi-Index 5 (s3)	3009	0.35%	0.01%	0.36%
L&G Multi-Index 3 (s3)	3000	0.23%	0.01%	0.24%
L&G Multi-Index 4 (s3)	3001	0.23%	0.01%	0.24%
L&G Multi-Index 5 (s3)	3002	0.23%	0.01%	0.24%
L&G Multi-Index 6 (s3)	3003	0.23%	0.01%	0.24%
L&G Multi-Index 7 (s3)	3004	0.23%	0.01%	0.24%
L&G Multi-Index Income 4 (s3)	3005	0.23%	0.01%	0.24%
L&G Multi-Index Income 5 (s3)	3006	0.23%	0.01%	0.24%
L&G Multi-Index Income 6 (s3)	3007	0.23%	0.01%	0.24%
Quilter Investors Cirilium Balanced Blend Portfolio (s2)	1092	0.75%	0.00%	0.75%
Quilter Investors Cirilium Dynamic Blend Portfolio (s2)	1094	0.76%	0.00%	0.76%
Quilter Investors Cirilium Moderate Blend Portfolio (s2)	1095	0.74%	0.00%	0.74%
Quilter Investors Monthly Income & Growth Portfolio (s2)	1096	0.87%	0.00%	0.87%
Quilter Investors Monthly Income Portfolio (s2)	1097	0.87%	0.00%	0.87%






Please note the fund charges shown in this brochure are correct as at **February 2026**, and may change in the future.

For funds invested wholly or partly in property, it may not be possible to switch units, or take a transfer value, which includes the value of any units in these funds, at the chosen time. This is because property in the fund may not always be readily saleable.

For funds not invested in property, we reserve the right to defer the switching of units or transfers for up to three months, if we consider it is in the interests of customers generally.

LV= accepts no responsibility for the performance and any acts, or omissions, or other defaults, of those involved in the operation of the unit trust or OEIC that the LV= pension funds invest in. The performance of the LV= pension funds will not exactly mirror the performance of the underlying funds because of the different fund charges and the timing of the purchase and sale of units in the underlying funds.

LV= Smoothed Managed Funds

Fund	Code	Monthly Management Charge %pa			Dynamic Planner Risk Rating
LV= Smoothed Pension. These funds are in the LV= With Profits fund, and are available to new and existing LV= SIPP (Flexible Transitions Account) customers.					
The charges below apply to new investments made after 25 June 2024.					
LV= Smoothed Managed Extra Cautious	N/A	Annual Management Charge 0.80%	Fund Value Up to £99,999.99	Fund Size Discount 0.00%	
LV= Smoothed Managed Cautious	N/A		£100,000 to £149,999.99	0.05%	
LV= Smoothed Managed Balanced	N/A		£150,000 to £249,999.99	0.10%	
LV= Smoothed Managed Growth	N/A		£250,000 +	0.15%	
LV= Smoothed Managed Growth Plus	N/A				

The funds aim to protect investors against some of the ups and downs of investment performance by using a unique 'smoothing' mechanism. For further information on our Smoothed Managed Funds please visit lv.com/investments/investment-products.

Please note the fund charges for the Smoothed Managed Funds shown in this fund list are correct as at **February 2026** and may change in the future.

If you have any queries regarding any of the details in this document, please speak to your financial adviser.

If you'd like us to send you this document or any future correspondence in another format, such as Braille or large print, please just let us know.

Liverpool Victoria Financial Services Limited: County Gates, Bournemouth BH1 2NF.

LV= and Liverpool Victoria are registered trademarks of Liverpool Victoria Financial Services Limited and LV= and LV= Liverpool Victoria are trading styles of the Liverpool Victoria group of companies. Liverpool Victoria Financial Services Limited, registered in England with registration number 12383237 is authorised by the Prudential Regulation Authority and regulated by the Financial Conduct Authority and the Prudential Regulation Authority, register number 110035. Registered address: County Gates, Bournemouth, BH1 2NF.

48778-2026 03/26

