

Liverpool Victoria Life Company Limited

Annual FSA Insurance Returns for the year ended

31 December 2011

IPRU(INS) Appendices 9.1, 9.3, 9.4, 9.6

Contents

Balance Sheet and Profit and Loss Account

Form 2	Statement of solvency - long-term insurance business	1
Form 3	Components of capital resources	3
Form 13	Analysis of admissible assets	6
Form 14	Long term insurance business liabilities and margins	18
Form 15	Liabilities (other than long term insurance business)	21
Form 16	Profit and loss account (non-technical account)	22

Long Term Insurance Business: Revenue Account and Additional Information

Form 40	Revenue account	23
Form 41	Analysis of premiums	26
Form 42	Analysis of claims	29
Form 43	Analysis of expenses	32
Form 46	Summary of new business	35
Form 47	Analysis of new business	36
Form 48	Assets not held to match linked liabilities	40
Form 49	Fixed and variable interest assets	42
Form 50	Summary of mathematical reserves	44
Form 51	Valuation summary of non-linked contracts (other than accumulating with-profits contracts)	47
Form 57	Analysis of valuation interest rate	49
Form 58	Distribution of surplus	50
Form 60	Long-term insurance capital requirement	53

Supplementary notes to the return	55
--	----

Additional information on derivative contracts	59
---	----

Additional information on controllers	61
--	----

Abstract of the Valuation Report	63
---	----

Directors' Certificate	67
-------------------------------	----

Auditor's Report	69
-------------------------	----

Statement of solvency - long-term insurance businessName of insurer **Liverpool Victoria Life Company Limited**

Global business

Financial year ended **31 December 2011**

Solo solvency calculation

Company registration number	GL/UK/CM	day	month	year	Units	
R2	597740	GL	31	12	2011	£000
					As at end of this financial year	As at end of the previous year
					1	2

Capital resources

Capital resources arising within the long-term insurance fund	11	93298	29464
Capital resources allocated towards long-term insurance business arising outside the long-term insurance fund	12	9944	75425
Capital resources available to cover long-term insurance business capital resources requirement (11+12)	13	103242	104889

Guarantee fund

Guarantee fund requirement	21	3056	3040
Excess (deficiency) of available capital resources to cover guarantee fund requirement	22	100186	101848

Minimum capital requirement (MCR)

Long-term insurance capital requirement	31	1036	4681
Resilience capital requirement	32		
Base capital resources requirement	33	3056	3040
Individual minimum capital requirement	34	3056	4681
Capital requirements of regulated related undertakings	35		
Minimum capital requirement (34+35)	36	3056	4681
Excess (deficiency) of available capital resources to cover 50% of MCR	37	101714	102548
Excess (deficiency) of available capital resources to cover 75% of MCR	38	100950	101378

Enhanced capital requirement

With-profits insurance capital component	39		
Enhanced capital requirement	40	1036	4681

Capital resources requirement (CRR)

Capital resources requirement (greater of 36 and 40)	41	3056	4681
Excess (deficiency) of available capital resources to cover long-term insurance business CRR (13-41)	42	100186	100208

Contingent liabilities


Quantifiable contingent liabilities in respect of long-term insurance business as shown in a supplementary note to Form 14	51		
--	-----------	--	--

Covering Sheet to Form 2


Name of insurer **Liverpool Victoria Life Company Limited**

Global business


Financial year ended **31 December 2011**



Director



Director



Company Secretary

Date 20 March 2012

Components of capital resourcesName of insurer **Liverpool Victoria Life Company Limited**

Global business

Financial year ended **31 December 2011**

	Company registration number	GL/ UK/ CM	day month year			Units
R3	597740	GL	31	12	2011	£000
		General insurance business 1	Long-term insurance business 2	Total as at the end of this financial year 3		Total as at the end of the previous year 4

Core tier one capital

Permanent share capital	11		10000	10000	10000
Profit and loss account and other reserves	12		93242	93242	149467
Share premium account	13				
Positive valuation differences	14				
Fund for future appropriations	15				
Core tier one capital in related undertakings	16				
Core tier one capital (sum of 11 to 16)	19		103242	103242	159467

Tier one waivers

Unpaid share capital / unpaid initial funds and calls for supplementary contributions	21				
Implicit Items	22				
Tier one waivers in related undertakings	23				
Total tier one waivers as restricted (21+22+23)	24				

Other tier one capital

Perpetual non-cumulative preference shares as restricted	25				
Perpetual non-cumulative preference shares in related undertakings	26				
Innovative tier one capital as restricted	27				
Innovative tier one capital in related undertakings	28				

Total tier one capital before deductions (19+24+25+26+27+28)	31		103242	103242	159467
Investments in own shares	32				
Intangible assets	33				
Amounts deducted from technical provisions for discounting	34				
Other negative valuation differences	35				
Deductions in related undertakings	36				
Deductions from tier one (32 to 36)	37				
Total tier one capital after deductions (31-37)	39		103242	103242	159467

Components of capital resources

Name of insurer

Liverpool Victoria Life Company Limited

Global business

Financial year ended

31 December 2011

	Company registration number	GL/ UK/ CM	day month year			Units	
	R3	597740	GL	31	12	2011	£000
		General insurance business	Long-term insurance business	Total as at the end of this financial year		Total as at the end of the previous year	
		1	2	3		4	

Tier two capital

Implicit items, (tier two waivers and amounts excluded from line 22)	41				
Perpetual non-cumulative preference shares excluded from line 25	42				
Innovative tier one capital excluded from line 27	43				
Tier two waivers, innovative tier one capital and perpetual non-cumulative preference shares treated as tier two capital (41 to 43)	44				
Perpetual cumulative preference shares	45				
Perpetual subordinated debt and securities	46				
Upper tier two capital in related undertakings	47				
Upper tier two capital (44 to 47)	49				

Fixed term preference shares	51				
Other tier two instruments	52				
Lower tier two capital in related undertakings	53				
Lower tier two capital (51+52+53)	59				

Total tier two capital before restrictions (49+59)	61				
Excess tier two capital	62				
Further excess lower tier two capital	63				
Total tier two capital after restrictions, before deductions (61-62-63)	69				

Components of capital resources

Name of insurer

Liverpool Victoria Life Company Limited

Global business

Financial year ended

31 December 2011

	Company registration number	GL/ UK/ CM	day month year			Units	
	R3	597740	GL	31	12	2011	£000
		General insurance business	Long-term insurance business	Total as at the end of this financial year		Total as at the end of the previous year	
		1	2	3		4	

Total capital resources

Positive adjustments for regulated non-insurance related undertakings	71				
Total capital resources before deductions (39+69+71)	72		103242	103242	159467
Inadmissible assets other than intangibles and own shares	73				54579
Assets in excess of market risk and counterparty limits	74				
Deductions for related ancillary services undertakings	75				
Deductions for regulated non-insurance related undertakings	76				
Deductions of ineligible surplus capital	77				
Total capital resources after deductions (72-73-74-75-76-77)	79		103242	103242	104889

Available capital resources for GENPRU/INSRU tests

Available capital resources for guarantee fund requirement	81		103242	103242	104889
Available capital resources for 50% MCR requirement	82		103242	103242	104889
Available capital resources for 75% MCR requirement	83		103242	103242	104889

Financial engineering adjustments

Implicit items	91				
Financial reinsurance - ceded	92				
Financial reinsurance - accepted	93				
Outstanding contingent loans	94				
Any other charges on future profits	95				
Sum of financial engineering adjustments (91+92-93+94+95)	96				

Analysis of admissible assetsName of insurer **Liverpool Victoria Life Company Limited**

Global business

Financial year ended **31 December 2011**Category of assets **Total other than long term insurance business assets**

	Company registration number	GL/UK/CM	day	month	year	Units	Category of assets	
	R13	597740	GL	31	12	2011	£000	1
						As at end of this financial year	As at end of the previous year	
						1	2	
Land and buildings						11		

Investments in group undertakings and participating interests

UK insurance dependants	Shares	21		
	Debts and loans	22		
Other insurance dependants	Shares	23		
	Debts and loans	24		
Non-insurance dependants	Shares	25		
	Debts and loans	26		
Other group undertakings	Shares	27		
	Debts and loans	28		
Participating interests	Shares	29		
	Debts and loans	30		

Other financial investments

Equity shares	41		
Other shares and other variable yield participations	42		
Holdings in collective investment schemes	43		
Rights under derivative contracts	44		
Fixed interest securities	Approved	45	
	Other	46	
Variable interest securities	Approved	47	
	Other	48	
Participation in investment pools	49		
Loans secured by mortgages	50		
Loans to public or local authorities and nationalised industries or undertakings	51		
Loans secured by policies of insurance issued by the company	52		
Other loans	53		
Bank and approved credit & financial institution deposits	One month or less withdrawal	54	
	More than one month withdrawal	55	
Other financial investments	56		
Deposits with ceding undertakings	57		
Assets held to match linked liabilities	Index linked	58	
	Property linked	59	

Analysis of admissible assetsName of insurer **Liverpool Victoria Life Company Limited**

Global business

Financial year ended **31 December 2011**Category of assets **Total other than long term insurance business assets**

Company registration number	GL/UK/CM	day	month	year	Units	Category of assets	
R13	597740	GL	31	12	2011	£000	1
					As at end of this financial year	As at end of the previous year	
					1	2	

Reinsurers' share of technical provisions

Provision for unearned premiums	60		
Claims outstanding	61		
Provision for unexpired risks	62		
Other	63		

Debtors and salvage

Direct insurance business	Policyholders	71		
	Intermediaries	72		
Salvage and subrogation recoveries		73		
Reinsurance	Accepted	74		
	Ceded	75		
Dependants	due in 12 months or less	76	9944	75425
	due in more than 12 months	77		
Other	due in 12 months or less	78		
	due in more than 12 months	79		

Other assets

Tangible assets	80		
Deposits not subject to time restriction on withdrawal with approved institutions	81		
Cash in hand	82		
Other assets (particulars to be specified by way of supplementary note)	83		
Accrued interest and rent	84		
Deferred acquisition costs (general business only)	85		
Other prepayments and accrued income	86		

Deductions from the aggregate value of assets	87		
---	----	--	--

Grand total of admissible assets after deduction of admissible assets in excess of market risk and counterparty limits (11 to 86 less 87)	89	9944	75425
---	----	------	-------

Analysis of admissible assetsName of insurer **Liverpool Victoria Life Company Limited**

Global business

Financial year ended **31 December 2011**Category of assets **Total other than long term insurance business assets**

Company registration number	GL/UK/CM	day	month	year	Units	Category of assets	
R13	597740	GL	31	12	2011	£000	1
					As at end of this financial year	As at end of the previous year	
					1	2	

Reconciliation to asset values determined in accordance with the insurance accounts rules or international accounting standards as applicable to the firm for the purpose of its external financial reporting

Total admissible assets after deduction of admissible assets in excess of market risk and counterparty limits (as per line 89 above)	91	9944	75425
Admissible assets in excess of market and counterparty limits	92		
Inadmissible assets directly held	93		
Capital resources requirement deduction of regulated related undertakings	94		
Ineligible surplus capital and restricted assets in regulated related insurance undertakings	95		
Inadmissible assets of regulated related undertakings	96		
Book value of related ancillary services undertakings	97		
Other differences in the valuation of assets (other than for assets not valued above)	98		
Deferred acquisition costs excluded from line 89	99		
Reinsurers' share of technical provisions excluded from line 89	100		
Other asset adjustments (may be negative)	101	(9944)	(75425)
Total assets determined in accordance with the insurance accounts rules or international accounting standards as applicable to the firm for the purpose of its external financial reporting (91 to 101)	102		(0)
Amounts included in line 89 attributable to debts due from related insurers, other than those under contracts of insurance or reinsurance	103		

Analysis of admissible assetsName of insurer **Liverpool Victoria Life Company Limited**

Global business

Financial year ended **31 December 2011**Category of assets **Total long term insurance business assets**

	Company registration number	GL/UK/CM	day	month	year	Units	Category of assets
	R13	597740	GL	31	12	2011	£000
						As at end of this financial year	As at end of the previous year
						1	2
Land and buildings						11	
Investments in group undertakings and participating interests							
UK insurance dependants	Shares		21				
	Debts and loans		22				
Other insurance dependants	Shares		23				
	Debts and loans		24				
Non-insurance dependants	Shares		25				
	Debts and loans		26				
Other group undertakings	Shares		27				
	Debts and loans		28				
Participating interests	Shares		29				
	Debts and loans		30				
Other financial investments							
Equity shares			41				
Other shares and other variable yield participations			42				
Holdings in collective investment schemes			43		27002		34128
Rights under derivative contracts			44				
Fixed interest securities	Approved		45		71744		58656
	Other		46		105		111
Variable interest securities	Approved		47		19229		64341
	Other		48				5786
Participation in investment pools			49				
Loans secured by mortgages			50				
Loans to public or local authorities and nationalised industries or undertakings			51				
Loans secured by policies of insurance issued by the company			52		13		42
Other loans			53				
Bank and approved credit & financial institution deposits	One month or less withdrawal		54		8801		17600
	More than one month withdrawal		55				
Other financial investments			56				
Deposits with ceding undertakings			57				
Assets held to match linked liabilities	Index linked		58				43827
	Property linked		59				

Analysis of admissible assetsName of insurer **Liverpool Victoria Life Company Limited**

Global business

Financial year ended **31 December 2011**Category of assets **Total long term insurance business assets**

Company registration number	GL/UK/CM	day	month	year	Units	Category of assets	
R13	597740	GL	31	12	2011	£000	10
					As at end of this financial year	As at end of the previous year	
					1	2	

Reinsurers' share of technical provisions

Provision for unearned premiums	60		
Claims outstanding	61		
Provision for unexpired risks	62		
Other	63		

Debtors and salvage

Direct insurance business	Policyholders	71	0	
	Intermediaries	72		
Salvage and subrogation recoveries		73		
Reinsurance	Accepted	74	3	119
	Ceded	75		
Dependants	due in 12 months or less	76		
	due in more than 12 months	77		
Other	due in 12 months or less	78	3	789
	due in more than 12 months	79		

Other assets

Tangible assets	80		
Deposits not subject to time restriction on withdrawal with approved institutions	81	2032	573
Cash in hand	82		
Other assets (particulars to be specified by way of supplementary note)	83		
Accrued interest and rent	84	794	1363
Deferred acquisition costs (general business only)	85		
Other prepayments and accrued income	86		75

Deductions from the aggregate value of assets	87		
---	----	--	--

Grand total of admissible assets after deduction of admissible assets in excess of market risk and counterparty limits (11 to 86 less 87)	89	129726	227408
---	----	--------	--------

Analysis of admissible assetsName of insurer **Liverpool Victoria Life Company Limited**

Global business

Financial year ended **31 December 2011**Category of assets **Total long term insurance business assets**

Company registration number	GL/UK/CM	day	month	year	Units	Category of assets	
R13	597740	GL	31	12	2011	£000	10
					As at end of this financial year	As at end of the previous year	
					1	2	

Reconciliation to asset values determined in accordance with the insurance accounts rules or international accounting standards as applicable to the firm for the purpose of its external financial reporting

Total admissible assets after deduction of admissible assets in excess of market risk and counterparty limits (as per line 89 above)	91	129726	227410
Admissible assets in excess of market and counterparty limits	92		
Inadmissible assets directly held	93		
Capital resources requirement deduction of regulated related undertakings	94		
Ineligible surplus capital and restricted assets in regulated related insurance undertakings	95		
Inadmissible assets of regulated related undertakings	96		
Book value of related ancillary services undertakings	97		
Other differences in the valuation of assets (other than for assets not valued above)	98		
Deferred acquisition costs excluded from line 89	99		54579
Reinsurers' share of technical provisions excluded from line 89	100		
Other asset adjustments (may be negative)	101		
Total assets determined in accordance with the insurance accounts rules or international accounting standards as applicable to the firm for the purpose of its external financial reporting (91 to 101)	102	129726	281989
Amounts included in line 89 attributable to debts due from related insurers, other than those under contracts of insurance or reinsurance	103		

Analysis of admissible assetsName of insurer **Liverpool Victoria Life Company Limited**

Global business

Financial year ended **31 December 2011**Category of assets **Ordinary long term insurance business**

	Company registration number	GL/UK/CM	day	month	year	Units	Category of assets	
	R13	597740	GL	31	12	2011	£000	11
						As at end of this financial year	As at end of the previous year	
						1	2	
Land and buildings						11		

Investments in group undertakings and participating interests

UK insurance dependants	Shares	21		
	Debts and loans	22		
Other insurance dependants	Shares	23		
	Debts and loans	24		
Non-insurance dependants	Shares	25		
	Debts and loans	26		
Other group undertakings	Shares	27		
	Debts and loans	28		
Participating interests	Shares	29		
	Debts and loans	30		

Other financial investments

Equity shares	41			
Other shares and other variable yield participations	42			
Holdings in collective investment schemes	43	27002	34128	
Rights under derivative contracts	44			
Fixed interest securities	Approved	45	71744	58656
	Other	46	105	111
Variable interest securities	Approved	47	19229	64341
	Other	48		5786
Participation in investment pools	49			
Loans secured by mortgages	50			
Loans to public or local authorities and nationalised industries or undertakings	51			
Loans secured by policies of insurance issued by the company	52	13	42	
Other loans	53			
Bank and approved credit & financial institution deposits	One month or less withdrawal	54	8801	17600
	More than one month withdrawal	55		
Other financial investments	56			
Deposits with ceding undertakings	57			
Assets held to match linked liabilities	Index linked	58		43827
	Property linked	59		

Analysis of admissible assetsName of insurer **Liverpool Victoria Life Company Limited**

Global business

Financial year ended **31 December 2011**Category of assets **Ordinary long term insurance business**

Company registration number	GL/UK/CM	day	month	year	Units	Category of assets	
R13	597740	GL	31	12	2011	£000	11
					As at end of this financial year	As at end of the previous year	
					1	2	

Reinsurers' share of technical provisions

Provision for unearned premiums	60		
Claims outstanding	61		
Provision for unexpired risks	62		
Other	63		

Debtors and salvage

Direct insurance business	Policyholders	71	0	
	Intermediaries	72		
Salvage and subrogation recoveries		73		
Reinsurance	Accepted	74	3	119
	Ceded	75		
Dependants	due in 12 months or less	76		
	due in more than 12 months	77		
Other	due in 12 months or less	78	3	789
	due in more than 12 months	79		

Other assets

Tangible assets	80		
Deposits not subject to time restriction on withdrawal with approved institutions	81	2032	573
Cash in hand	82		
Other assets (particulars to be specified by way of supplementary note)	83		
Accrued interest and rent	84	794	1363
Deferred acquisition costs (general business only)	85		
Other prepayments and accrued income	86		75

Deductions from the aggregate value of assets	87		
---	----	--	--

Grand total of admissible assets after deduction of admissible assets in excess of market risk and counterparty limits (11 to 86 less 87)	89	129726	227410
---	----	--------	--------

Analysis of admissible assetsName of insurer **Liverpool Victoria Life Company Limited**

Global business

Financial year ended **31 December 2011**Category of assets **Ordinary long term insurance business**

Company registration number	GL/UK/CM	day	month	year	Units	Category of assets	
R13	597740	GL	31	12	2011	£000	11
					As at end of this financial year	As at end of the previous year	
					1	2	

Reconciliation to asset values determined in accordance with the insurance accounts rules or international accounting standards as applicable to the firm for the purpose of its external financial reporting

Total admissible assets after deduction of admissible assets in excess of market risk and counterparty limits (as per line 89 above)	91	129726	227410
Admissible assets in excess of market and counterparty limits	92		
Inadmissible assets directly held	93		
Capital resources requirement deduction of regulated related undertakings	94		
Ineligible surplus capital and restricted assets in regulated related insurance undertakings	95		
Inadmissible assets of regulated related undertakings	96		
Book value of related ancillary services undertakings	97		
Other differences in the valuation of assets (other than for assets not valued above)	98		
Deferred acquisition costs excluded from line 89	99		54579
Reinsurers' share of technical provisions excluded from line 89	100		
Other asset adjustments (may be negative)	101		
Total assets determined in accordance with the insurance accounts rules or international accounting standards as applicable to the firm for the purpose of its external financial reporting (91 to 101)	102	129726	281989
Amounts included in line 89 attributable to debts due from related insurers, other than those under contracts of insurance or reinsurance	103		

Analysis of admissible assetsName of insurer **Liverpool Victoria Life Company Limited**

Global business

Financial year ended **31 December 2011**Category of assets **Reassured With Profits Bond**

	Company registration number	GL/UK/CM	day	month	year	Units	Category of assets	
	R13	597740	GL	31	12	2011	£000	14
						As at end of this financial year	As at end of the previous year	
						1	2	
Land and buildings						11		

Investments in group undertakings and participating interests

UK insurance dependants	Shares	21		
	Debts and loans	22		
Other insurance dependants	Shares	23		
	Debts and loans	24		
Non-insurance dependants	Shares	25		
	Debts and loans	26		
Other group undertakings	Shares	27		
	Debts and loans	28		
Participating interests	Shares	29		
	Debts and loans	30		

Other financial investments

Equity shares	41		
Other shares and other variable yield participations	42		
Holdings in collective investment schemes	43		
Rights under derivative contracts	44		
Fixed interest securities	Approved	45	
	Other	46	
Variable interest securities	Approved	47	
	Other	48	
Participation in investment pools	49		
Loans secured by mortgages	50		
Loans to public or local authorities and nationalised industries or undertakings	51		
Loans secured by policies of insurance issued by the company	52		
Other loans	53		
Bank and approved credit & financial institution deposits	One month or less withdrawal	54	
	More than one month withdrawal	55	
Other financial investments	56		
Deposits with ceding undertakings	57		
Assets held to match linked liabilities	Index linked	58	
	Property linked	59	

Analysis of admissible assetsName of insurer **Liverpool Victoria Life Company Limited**

Global business

Financial year ended **31 December 2011**Category of assets **Reassured With Profits Bond**

Company registration number	GL/UK/CM	day	month	year	Units	Category of assets	
R13	597740	GL	31	12	2011	£000	14
					As at end of this financial year	As at end of the previous year	
					1	2	

Reinsurers' share of technical provisions

Provision for unearned premiums	60		
Claims outstanding	61		
Provision for unexpired risks	62		
Other	63		

Debtors and salvage

Direct insurance business	Policyholders	71	
	Intermediaries	72	
Salvage and subrogation recoveries		73	
Reinsurance	Accepted	74	
	Ceded	75	
Dependants	due in 12 months or less	76	
	due in more than 12 months	77	
Other	due in 12 months or less	78	
	due in more than 12 months	79	

Other assets

Tangible assets	80	
Deposits not subject to time restriction on withdrawal with approved institutions	81	
Cash in hand	82	
Other assets (particulars to be specified by way of supplementary note)	83	
Accrued interest and rent	84	
Deferred acquisition costs (general business only)	85	
Other prepayments and accrued income	86	

Deductions from the aggregate value of assets	87	
---	----	--

Grand total of admissible assets after deduction of admissible assets in excess of market risk and counterparty limits (11 to 86 less 87)	89	
---	----	--

Analysis of admissible assetsName of insurer **Liverpool Victoria Life Company Limited**

Global business

Financial year ended **31 December 2011**Category of assets **Reassured With Profits Bond**

Company registration number	GL/UK/CM	day	month	year	Units	Category of assets	
R13	597740	GL	31	12	2011	£000	14
					As at end of this financial year	As at end of the previous year	
					1	2	

Reconciliation to asset values determined in accordance with the insurance accounts rules or international accounting standards as applicable to the firm for the purpose of its external financial reporting

Total admissible assets after deduction of admissible assets in excess of market risk and counterparty limits (as per line 89 above)	91		
Admissible assets in excess of market and counterparty limits	92		
Inadmissible assets directly held	93		
Capital resources requirement deduction of regulated related undertakings	94		
Ineligible surplus capital and restricted assets in regulated related insurance undertakings	95		
Inadmissible assets of regulated related undertakings	96		
Book value of related ancillary services undertakings	97		
Other differences in the valuation of assets (other than for assets not valued above)	98		
Deferred acquisition costs excluded from line 89	99		
Reinsurers' share of technical provisions excluded from line 89	100		
Other asset adjustments (may be negative)	101		
Total assets determined in accordance with the insurance accounts rules or international accounting standards as applicable to the firm for the purpose of its external financial reporting (91 to 101)	102		
Amounts included in line 89 attributable to debts due from related insurers, other than those under contracts of insurance or reinsurance	103		

Long term insurance business liabilities and marginsName of insurer **Liverpool Victoria Life Company Limited**

Global business

Financial year ended **31 December 2011**Total business/Sub fund **Summary**Units **£000**

As at end of this financial year	As at end of the previous year
1	2

Mathematical reserves, after distribution of surplus	11	24381	115083	
Cash bonuses which had not been paid to policyholders prior to end of the financial year	12			
Balance of surplus/(valuation deficit)	13	93298	29464	
Long term insurance business fund carried forward (11 to 13)	14	117679	144546	
Claims outstanding	Gross	15	152	158
	Reinsurers' share	16		
	Net (15-16)	17	152	158
Provisions	Taxation	21		
	Other risks and charges	22		
Deposits received from reinsurers	23			
Creditors	Direct insurance business	31	34	35
	Reinsurance accepted	32		
	Reinsurance ceded	33		
Debenture loans	Secured	34		
	Unsecured	35		
Amounts owed to credit institutions	36			
Creditors	Taxation	37	2640	1660
	Other	38	9198	80962
Accruals and deferred income	39	23	49	
Provision for "reasonably foreseeable adverse variations"	41			
Total other insurance and non-insurance liabilities (17 to 41)	49	12047	82864	
Excess of the value of net admissible assets	51			
Total liabilities and margins	59	129726	227410	

Amounts included in line 59 attributable to liabilities to related companies, other than those under contracts of insurance or reinsurance	61	9196	80960
Amounts included in line 59 attributable to liabilities in respect of property linked benefits	62		

Total liabilities (11+12+49)	71	36428	197947
Increase to liabilities - DAC related	72		
Reinsurers' share of technical provisions	73		
Other adjustments to liabilities (may be negative)	74		
Capital and reserves and fund for future appropriations	75	93298	84043
Total liabilities under insurance accounts rules or international accounting standards as applicable to the firm for the purpose of its external financial reporting (71 to 75)	76	129726	281990

Long term insurance business liabilities and marginsName of insurer **Liverpool Victoria Life Company Limited**

Global business

Financial year ended **31 December 2011**Total business/Sub fund **Ordinary Long Term - Non Profit**Units **£000**

As at end of this financial year	As at end of the previous year
1	2

Mathematical reserves, after distribution of surplus	11	24381	115083
Cash bonuses which had not been paid to policyholders prior to end of the financial year	12		
Balance of surplus/(valuation deficit)	13	93298	29464
Long term insurance business fund carried forward (11 to 13)	14	117679	144546
Claims outstanding	Gross	15	152
	Reinsurers' share	16	
	Net (15-16)	17	152
Provisions	Taxation	21	
	Other risks and charges	22	
Deposits received from reinsurers	23		
Creditors	Direct insurance business	31	34
	Reinsurance accepted	32	
	Reinsurance ceded	33	
Debenture loans	Secured	34	
	Unsecured	35	
Amounts owed to credit institutions	36		
Creditors	Taxation	37	2640
	Other	38	9198
Accruals and deferred income	39	23	49
Provision for "reasonably foreseeable adverse variations"	41		
Total other insurance and non-insurance liabilities (17 to 41)	49	12047	82864
Excess of the value of net admissible assets	51		
Total liabilities and margins	59	129726	227410

Amounts included in line 59 attributable to liabilities to related companies, other than those under contracts of insurance or reinsurance	61	9196	80960
Amounts included in line 59 attributable to liabilities in respect of property linked benefits	62		

Total liabilities (11+12+49)	71	36428	197947
Increase to liabilities - DAC related	72		
Reinsurers' share of technical provisions	73		
Other adjustments to liabilities (may be negative)	74		
Capital and reserves and fund for future appropriations	75		
Total liabilities under insurance accounts rules or international accounting standards as applicable to the firm for the purpose of its external financial reporting (71 to 75)	76		

Long term insurance business liabilities and marginsName of insurer **Liverpool Victoria Life Company Limited**

Global business

Financial year ended **31 December 2011**Total business/Sub fund **Reassured With Profits Bond**Units **£000**

As at end of this financial year	As at end of the previous year
1	2

Mathematical reserves, after distribution of surplus		11		
Cash bonuses which had not been paid to policyholders prior to end of the financial year		12		
Balance of surplus/(valuation deficit)		13		
Long term insurance business fund carried forward (11 to 13)		14		
Claims outstanding	Gross	15		
	Reinsurers' share	16		
	Net (15-16)	17		
Provisions	Taxation	21		
	Other risks and charges	22		
Deposits received from reinsurers		23		
Creditors	Direct insurance business	31		
	Reinsurance accepted	32		
	Reinsurance ceded	33		
Debenture loans	Secured	34		
	Unsecured	35		
Amounts owed to credit institutions		36		
Creditors	Taxation	37		
	Other	38		
Accruals and deferred income		39		
Provision for "reasonably foreseeable adverse variations"		41		
Total other insurance and non-insurance liabilities (17 to 41)		49		
Excess of the value of net admissible assets		51		
Total liabilities and margins		59		

Amounts included in line 59 attributable to liabilities to related companies, other than those under contracts of insurance or reinsurance		61		
Amounts included in line 59 attributable to liabilities in respect of property linked benefits		62		

Total liabilities (11+12+49)		71		
Increase to liabilities - DAC related		72		
Reinsurers' share of technical provisions		73		
Other adjustments to liabilities (may be negative)		74		
Capital and reserves and fund for future appropriations		75		
Total liabilities under insurance accounts rules or international accounting standards as applicable to the firm for the purpose of its external financial reporting (71 to 75)		76		

Liabilities (other than long term insurance business)Name of insurer **Liverpool Victoria Life Company Limited**

Global business

Financial year ended **31 December 2011**

Company registration number	GL/UK/CM	day	month	year	Units	
R15	597740	GL	31	12	2011	£000
					As at end of this financial year	As at end of the previous year
					1	2

Technical provisions (gross amount)

Provisions for unearned premiums	11		
Claims outstanding	12		
Provision for unexpired risks	13		
Equalisation provisions	Credit business	14	
	Other than credit business	15	
Other technical provisions	16		
Total gross technical provisions (11 to 16)	19		

Provisions and creditors

Provisions	Taxation	21	
	Other risks and charges	22	
Deposits received from reinsurers	31		
Creditors	Direct insurance business	41	
	Reinsurance accepted	42	
	Reinsurance ceded	43	
Debenture loans	Secured	44	
	Unsecured	45	
Amounts owed to credit institutions	46		
Creditors	Taxation	47	
	Foreseeable dividend	48	
	Other	49	
Accruals and deferred income	51		
Total (19 to 51)	59		
Provision for "reasonably foreseeable adverse variations"	61		
Cumulative preference share capital	62		
Subordinated loan capital	63		
Total (59 to 63)	69		

Amounts included in line 69 attributable to liabilities to related insurers, other than those under contracts of insurance or reinsurance	71		
---	-----------	--	--

Amounts deducted from technical provisions for discounting	82		
Other adjustments (may be negative)	83	(9944)	(75425)
Capital and reserves	84	9944	75425
Total liabilities under insurance accounts rules or international accounting standards as applicable to the firm for the purpose of its external financial reporting (69-82+83+84)	85		

Profit and loss account (non-technical account)Name of insurer **Liverpool Victoria Life Company Limited**

Global business

Financial year ended **31 December 2011**

		Company registration number	GL/ UK/ CM	day	month	year	Units	
		R16	597740	GL	31	12	2011	£000
				This financial year		Previous year		
				1		2		
Transfer (to)/from the general insurance business technical account	From Form 20		11					
	Equalisation provisions		12					
Transfer from the long term insurance business revenue account			13			4575		
Investment income	Income		14				7302	
	Value re-adjustments on investments		15					
	Gains on the realisation of investments		16					
Investment charges	Investment management charges, including interest		17					
	Value re-adjustments on investments		18					
	Loss on the realisation of investments		19					
Allocated investment return transferred to the general insurance business technical account			20					
Other income and charges (particulars to be specified by way of supplementary note)			21				11390	
Profit or loss on ordinary activities before tax (11+12+13+14+15+16-17-18-19-20+21)			29			4575	18692	
Tax on profit or loss on ordinary activities			31			57	2450	
Profit or loss on ordinary activities after tax (29-31)			39			4518	16241	
Extraordinary profit or loss (particulars to be specified by way of supplementary note)			41					
Tax on extraordinary profit or loss			42					
Other taxes not shown under the preceding items			43					
Profit or loss for the financial year (39+41-(42+43))			49			4518	16241	
Dividends (paid or foreseeable)			51			70000		
Profit or loss retained for the financial year (49-51)			59			(65482)	16241	

Long-term insurance business : Revenue account

Name of insurer **Liverpool Victoria Life Company Limited**
 Total business / subfund **Summary**
 Financial year ended **31 December 2011**
 Units **£000**

Financial year 1	Previous year 2
---------------------	--------------------

Income

Earned premiums	11	32277	34032
Investment income receivable before deduction of tax	12	5818	20171
Increase (decrease) in the value of non-linked assets brought into account	13	19795	30000
Increase (decrease) in the value of linked assets	14		
Other income	15	0	86
Total income	19	57890	84290

Expenditure

Claims incurred	21	52608	196068
Expenses payable	22	27357	22085
Interest payable before the deduction of tax	23	0	7270
Taxation	24	217	2819
Other expenditure	25		
Transfer to (from) non technical account	26	4575	
Total expenditure	29	84757	228241

Business transfers - in	31		
Business transfers - out	32		
Increase (decrease) in fund in financial year (19-29+31-32)	39	(26867)	(143951)
Fund brought forward	49	144546	288497
Fund carried forward (39+49)	59	117679	144546

Long-term insurance business : Revenue account

Name of insurer **Liverpool Victoria Life Company Limited**
 Total business / subfund **Ordinary Long Term - Non Profit**
 Financial year ended **31 December 2011**
 Units **£000**

Financial year 1	Previous year 2
---------------------	--------------------

Income

Earned premiums	11	32277	34032
Investment income receivable before deduction of tax	12	5818	12469
Increase (decrease) in the value of non-linked assets brought into account	13	19795	13088
Increase (decrease) in the value of linked assets	14		
Other income	15	0	86
Total income	19	57890	59675

Expenditure

Claims incurred	21	52608	18605
Expenses payable	22	27357	22085
Interest payable before the deduction of tax	23	0	7270
Taxation	24	217	2819
Other expenditure	25		
Transfer to (from) non technical account	26	4575	
Total expenditure	29	84757	50778

Business transfers - in	31		
Business transfers - out	32		
Increase (decrease) in fund in financial year (19-29+31-32)	39	(26867)	8897
Fund brought forward	49	144546	135649
Fund carried forward (39+49)	59	117679	144546

Long-term insurance business : Revenue account

Name of insurer **Liverpool Victoria Life Company Limited**
 Total business / subfund **Reassured With Profits Bond**
 Financial year ended **31 December 2011**
 Units **£000**

Financial year 1	Previous year 2
---------------------	--------------------

Income

Earned premiums	11		
Investment income receivable before deduction of tax	12		7702
Increase (decrease) in the value of non-linked assets brought into account	13		16913
Increase (decrease) in the value of linked assets	14		
Other income	15		
Total income	19		24615

Expenditure

Claims incurred	21		177463
Expenses payable	22		
Interest payable before the deduction of tax	23		
Taxation	24		
Other expenditure	25		
Transfer to (from) non technical account	26		
Total expenditure	29		177463

Business transfers - in	31		
Business transfers - out	32		
Increase (decrease) in fund in financial year (19-29+31-32)	39		(152848)
Fund brought forward	49		152848
Fund carried forward (39+49)	59		

Long-term insurance business : Analysis of premiums

Name of insurer **Liverpool Victoria Life Company Limited**
 Total business / subfund **Summary**
 Financial year ended **31 December 2011**
 Units **£000**

UK Life	UK Pension	Overseas	Total Financial year	Total Previous year
1	2	3	4	5

Gross

Regular premiums	11	32277			32277	34032
Single premiums	12					

Reinsurance - external

Regular premiums	13					
Single premiums	14					

Reinsurance - intra-group

Regular premiums	15					
Single premiums	16					

Net of reinsurance

Regular premiums	17	32277			32277	34032
Single premiums	18					

Total

Gross	19	32277			32277	34032
Reinsurance	20					
Net	21	32277			32277	34032

Long-term insurance business : Analysis of premiums

Name of insurer **Liverpool Victoria Life Company Limited**
 Total business / subfund **Ordinary Long Term - Non Profit**
 Financial year ended **31 December 2011**
 Units **£000**

UK Life	UK Pension	Overseas	Total Financial year	Total Previous year
1	2	3	4	5

Gross

Regular premiums	11	32277			32277	34032
Single premiums	12					

Reinsurance - external

Regular premiums	13					
Single premiums	14					

Reinsurance - intra-group

Regular premiums	15					
Single premiums	16					

Net of reinsurance

Regular premiums	17	32277			32277	34032
Single premiums	18					

Total

Gross	19	32277			32277	34032
Reinsurance	20					
Net	21	32277			32277	34032

Long-term insurance business : Analysis of premiums

Name of insurer **Liverpool Victoria Life Company Limited**
 Total business / subfund **Reassured With Profits Bond**
 Financial year ended **31 December 2011**
 Units **£000**

UK Life	UK Pension	Overseas	Total Financial year	Total Previous year
1	2	3	4	5

Gross

Regular premiums	11					
Single premiums	12					

Reinsurance - external

Regular premiums	13					
Single premiums	14					

Reinsurance - intra-group

Regular premiums	15					
Single premiums	16					

Net of reinsurance

Regular premiums	17					
Single premiums	18					

Total

Gross	19					
Reinsurance	20					
Net	21					

Long-term insurance business : Analysis of claims

Name of insurer **Liverpool Victoria Life Company Limited**
 Total business / subfund **Summary**
 Financial year ended **31 December 2011**
 Units **£000**

UK Life	UK Pension	Overseas	Total Financial year	Total Previous year
1	2	3	4	5

Gross

Death or disability lump sums	11	48627			48627	18742
Disability periodic payments	12					
Surrender or partial surrender	13	56			56	175428
Annuity payments	14					
Lump sums on maturity	15	3926			3926	1898
Total	16	52608			52608	196068

Reinsurance - external

Death or disability lump sums	21					
Disability periodic payments	22					
Surrender or partial surrender	23					
Annuity payments	24					
Lump sums on maturity	25					
Total	26					

Reinsurance - intra-group

Death or disability lump sums	31					
Disability periodic payments	32					
Surrender or partial surrender	33					
Annuity payments	34					
Lump sums on maturity	35					
Total	36					

Net of reinsurance

Death or disability lump sums	41	48627			48627	18742
Disability periodic payments	42					
Surrender or partial surrender	43	56			56	175428
Annuity payments	44					
Lump sums on maturity	45	3926			3926	1898
Total	46	52608			52608	196068

Long-term insurance business : Analysis of claims

Name of insurer **Liverpool Victoria Life Company Limited**
 Total business / subfund **Ordinary Long Term - Non Profit**
 Financial year ended **31 December 2011**
 Units **£000**

UK Life	UK Pension	Overseas	Total Financial year	Total Previous year
1	2	3	4	5

Gross

Death or disability lump sums	11	48627			48627	16635
Disability periodic payments	12					
Surrender or partial surrender	13	56			56	72
Annuity payments	14					
Lump sums on maturity	15	3926			3926	1898
Total	16	52608			52608	18605

Reinsurance - external

Death or disability lump sums	21					
Disability periodic payments	22					
Surrender or partial surrender	23					
Annuity payments	24					
Lump sums on maturity	25					
Total	26					

Reinsurance - intra-group

Death or disability lump sums	31					
Disability periodic payments	32					
Surrender or partial surrender	33					
Annuity payments	34					
Lump sums on maturity	35					
Total	36					

Net of reinsurance

Death or disability lump sums	41	48627			48627	16635
Disability periodic payments	42					
Surrender or partial surrender	43	56			56	72
Annuity payments	44					
Lump sums on maturity	45	3926			3926	1898
Total	46	52608			52608	18605

Long-term insurance business : Analysis of claims

Name of insurer **Liverpool Victoria Life Company Limited**
 Total business / subfund **Reassured With Profits Bond**
 Financial year ended **31 December 2011**
 Units **£000**

UK Life	UK Pension	Overseas	Total Financial year	Total Previous year
1	2	3	4	5

Gross

Death or disability lump sums	11				2107
Disability periodic payments	12				
Surrender or partial surrender	13				175356
Annuity payments	14				
Lump sums on maturity	15				
Total	16				177463

Reinsurance - external

Death or disability lump sums	21				
Disability periodic payments	22				
Surrender or partial surrender	23				
Annuity payments	24				
Lump sums on maturity	25				
Total	26				

Reinsurance - intra-group

Death or disability lump sums	31				
Disability periodic payments	32				
Surrender or partial surrender	33				
Annuity payments	34				
Lump sums on maturity	35				
Total	36				

Net of reinsurance

Death or disability lump sums	41				2107
Disability periodic payments	42				
Surrender or partial surrender	43				175356
Annuity payments	44				
Lump sums on maturity	45				
Total	46				177463

Long-term insurance business : Analysis of expenses

Name of insurer **Liverpool Victoria Life Company Limited**
 Total business / subfund **Summary**
 Financial year ended **31 December 2011**
 Units **£000**

UK Life	UK Pension	Overseas	Total Financial year	Total Previous year
1	2	3	4	5

Gross

Commission - acquisition	11	17441		17441	10661
Commission - other	12				633
Management - acquisition	13	8610		8610	7127
Management - maintenance	14	1306		1306	3663
Management - other	15				
Total	16	27357		27357	22085

Reinsurance - external

Commission - acquisition	21				
Commission - other	22				
Management - acquisition	23				
Management - maintenance	24				
Management - other	25				
Total	26				

Reinsurance - intra-group

Commission - acquisition	31				
Commission - other	32				
Management - acquisition	33				
Management - maintenance	34				
Management - other	35				
Total	36				

Net of reinsurance

Commission - acquisition	41	17441		17441	10661
Commission - other	42				633
Management - acquisition	43	8610		8610	7127
Management - maintenance	44	1306		1306	3663
Management - other	45				
Total	46	27357		27357	22085

Long-term insurance business : Analysis of expenses

Name of insurer **Liverpool Victoria Life Company Limited**
 Total business / subfund **Ordinary Long Term - Non Profit**
 Financial year ended **31 December 2011**
 Units **£000**

UK Life	UK Pension	Overseas	Total Financial year	Total Previous year
1	2	3	4	5

Gross

Commission - acquisition	11	17441		17441	10661
Commission - other	12				633
Management - acquisition	13	8610		8610	7127
Management - maintenance	14	1306		1306	3663
Management - other	15				
Total	16	27357		27357	22085

Reinsurance - external

Commission - acquisition	21				
Commission - other	22				
Management - acquisition	23				
Management - maintenance	24				
Management - other	25				
Total	26				

Reinsurance - intra-group

Commission - acquisition	31				
Commission - other	32				
Management - acquisition	33				
Management - maintenance	34				
Management - other	35				
Total	36				

Net of reinsurance

Commission - acquisition	41	17441		17441	10661
Commission - other	42				633
Management - acquisition	43	8610		8610	7127
Management - maintenance	44	1306		1306	3663
Management - other	45				
Total	46	27357		27357	22085

Long-term insurance business : Analysis of expenses

Name of insurer **Liverpool Victoria Life Company Limited**
 Total business / subfund **Reassured With Profits Bond**
 Financial year ended **31 December 2011**
 Units **£000**

UK Life	UK Pension	Overseas	Total Financial year	Total Previous year
1	2	3	4	5

Gross

Commission - acquisition	11				
Commission - other	12				
Management - acquisition	13				
Management - maintenance	14				
Management - other	15				
Total	16				

Reinsurance - external

Commission - acquisition	21				
Commission - other	22				
Management - acquisition	23				
Management - maintenance	24				
Management - other	25				
Total	26				

Reinsurance - intra-group

Commission - acquisition	31				
Commission - other	32				
Management - acquisition	33				
Management - maintenance	34				
Management - other	35				
Total	36				

Net of reinsurance

Commission - acquisition	41				
Commission - other	42				
Management - acquisition	43				
Management - maintenance	44				
Management - other	45				
Total	46				

Long-term insurance business : Summary of new businessName of insurer **Liverpool Victoria Life Company Limited**

Total business

Financial year ended **31 December 2011**Units **£000**

UK Life	UK Pension	Overseas	Total Financial year	Total Previous year
1	2	3	4	5

**Number of new policyholders/
scheme members for direct
insurance business**

Regular premium business	11					
Single premium business	12					
Total	13					

**Amount of new regular
premiums**

Direct insurance business	21					
External reinsurance	22					
Intra-group reinsurance	23					2249
Total	24					2249

**Amount of new single
premiums**

Direct insurance business	25					
External reinsurance	26					
Intra-group reinsurance	27					
Total	28					

Long-term insurance business : Analysis of new business

Name of insurer

Liverpool Victoria Life Company Limited

Total business

Financial year ended

31 December 2011

Units

£000

UK Life / Direct Insurance Business

Product code number	Product description	Regular premium business		Single premium business	
		Number of policyholders / scheme members	Amount of premiums	Number of policyholders / scheme members	Amount of premiums
1	2	3	4	5	6
300	Regular premium non-profit WL/EA OB				
325	Level term assurance				
330	Decreasing term assurance				
340	Accelerated critical illness (guaranteed premiums)				
345	Accelerated critical illness (reviewable premiums)				
350	Stand-alone critical illness (guaranteed premiums)				
355	Stand-alone critical illness (reviewable premiums)				
360	Income protection non-profit (guaranteed premiums)				
365	Income protection non-profit (reviewable premiums)				
380	Miscellaneous protection rider				
400	Annuity non-profit (CPA)				
435	Miscellaneous non-profit				
910	Miscellaneous index linked - Accelerated CI (guaranteed)				
910	Miscellaneous index linked - Accelerated CI (reviewable)				
910	Miscellaneous index linked - Decreasing term assurance				

Long-term insurance business : Analysis of new business

Name of insurer

Liverpool Victoria Life Company Limited

Total business

Financial year ended

31 December 2011

Units

£000

UK Life / Direct Insurance Business

Product code number	Product description	Regular premium business		Single premium business	
		Number of policyholders / scheme members	Amount of premiums	Number of policyholders / scheme members	Amount of premiums
1	2	3	4	5	6
910	Miscellaneous index linked - Income protection NP (guaranteed)				
910	Miscellaneous index linked - Income protection NP (reviewable)				
910	Miscellaneous index linked - Level term assurance				
910	Miscellaneous index linked - Stand-alone CI (reviewable)				
915	Additional reserves index linked				

Long-term insurance business : Analysis of new business

Name of insurer

Liverpool Victoria Life Company Limited

Total business

Financial year ended

31 December 2011

Units

£000

UK Life / Reinsurance accepted intra-group

Product code number	Product description	Regular premium business		Single premium business	
		Number of policyholders / scheme members	Amount of premiums	Number of policyholders / scheme members	Amount of premiums
1	2	3	4	5	6
340	Accelerated critical illness (guaranteed premiums)				
345	Accelerated critical illness (reviewable premiums)				
350	Stand-alone critical illness (guaranteed premiums)				
355	Stand-alone critical illness (reviewable premiums)				
360	Income protection non-profit (guaranteed premiums)				
365	Income protection non-profit (reviewable premiums)				
380	Miscellaneous protection rider				
910	Miscellaneous index linked - Accelerated CI (guaranteed)				
910	Miscellaneous index linked - Accelerated CI (reviewable)				
910	Miscellaneous index linked - Income protection NP (guaranteed)				
910	Miscellaneous index linked - Income protection NP (reviewable)				
910	Miscellaneous index linked - Stand-alone CI (reviewable)				

Long-term insurance business : Analysis of new business

Name of insurer

Liverpool Victoria Life Company Limited

Total business

Financial year ended

31 December 2011

Units

£000

UK Pension / Direct Insurance Business

Product code number	Product description	Regular premium business		Single premium business	
		Number of policyholders / scheme members	Amount of premiums	Number of policyholders / scheme members	Amount of premiums
1	2	3	4	5	6
400	Annuity non-profit (CPA)				

Long-term insurance business : Assets not held to match linked liabilities

Name of insurer **Liverpool Victoria Life Company Limited**
 Category of assets **10 Total long term insurance business assets**
 Financial year ended **31 December 2011**
 Units **£000**

Unadjusted assets	Economic exposure	Expected income from assets in column 2	Yield before adjustment	Return on assets in financial year
1	2	3	4	5

Assets backing non-profit liabilities and non-profit capital requirements

Land and buildings	11					
Approved fixed interest securities	12	72230	74696	2673	2.78	
Other fixed interest securities	13	105	24323	1527	5.66	
Variable interest securities	14	19395	19395	447	(2.14)	
UK listed equity shares	15					
Non-UK listed equity shares	16					
Unlisted equity shares	17					
Other assets	18	37996	11312			
Total	19	129726	129726	4647	2.34	

Assets backing with-profits liabilities and with-profits capital requirements

Land and buildings	21					
Approved fixed interest securities	22					
Other fixed interest securities	23					
Variable interest securities	24					
UK listed equity shares	25					
Non-UK listed equity shares	26					
Unlisted equity shares	27					
Other assets	28					
Total	29					

Overall return on with-profits assets

Post investment costs but pre-tax	31					
Return allocated to non taxable 'asset shares'	32					
Return allocated to taxable 'asset shares'	33					

Long-term insurance business : Assets not held to match linked liabilities

Name of insurer **Liverpool Victoria Life Company Limited**
 Category of assets **11 Ordinary long term insurance business**
 Financial year ended **31 December 2011**
 Units **£000**

Unadjusted assets	Economic exposure	Expected income from assets in column 2	Yield before adjustment	Return on assets in financial year
1	2	3	4	5

Assets backing non-profit liabilities and non-profit capital requirements

Land and buildings	11					
Approved fixed interest securities	12	72230	74696	2673	2.78	
Other fixed interest securities	13	105	24323	1527	5.66	
Variable interest securities	14	19395	19395	447	(2.14)	
UK listed equity shares	15					
Non-UK listed equity shares	16					
Unlisted equity shares	17					
Other assets	18	37996	11312			
Total	19	129726	129726	4647	2.34	

Assets backing with-profits liabilities and with-profits capital requirements

Land and buildings	21					
Approved fixed interest securities	22					
Other fixed interest securities	23					
Variable interest securities	24					
UK listed equity shares	25					
Non-UK listed equity shares	26					
Unlisted equity shares	27					
Other assets	28					
Total	29					

Overall return on with-profits assets

Post investment costs but pre-tax	31					
Return allocated to non taxable 'asset shares'	32					
Return allocated to taxable 'asset shares'	33					

Long-term insurance business : Fixed and variable interest assets

Name of insurer **Liverpool Victoria Life Company Limited**
 Category of assets **10 Total long term insurance business assets**
 Financial year ended **31 December 2011**
 Units **£000**

		Value of assets 1	Mean term 2	Yield before adjustment 3	Yield after adjustment 4
UK Government approved fixed interest securities	11	72230	15.77	2.76	2.76

Other approved fixed interest securities	21	2467	14.59	3.39	3.39
---	-----------	------	-------	------	------

Other fixed interest securities

AAA/Aaa	31	2615	10.78	3.95	2.36
AA/Aa	32	2857	11.02	4.84	2.57
A/A	33	10099	10.16	5.74	2.48
BBB/Baa	34	7491	8.70	6.47	2.33
BB/Ba	35	279	4.97	10.60	1.38
B/B	36				
CCC/Caa	37				
Other (including unrated)	38	982	10.50	4.16	2.17
Total other fixed interest securities	39	24323	9.83	5.66	2.41

Approved variable interest securities	41	19395	1.59	(2.14)	(2.14)
--	-----------	-------	------	--------	--------

Other variable interest securities	51				
---	-----------	--	--	--	--

Total (11+21+39+41+51)	61	118415	12.21	2.57	1.90
-------------------------------	-----------	--------	-------	------	------

Long-term insurance business : Fixed and variable interest assets

Name of insurer **Liverpool Victoria Life Company Limited**
 Category of assets **11 Ordinary long term insurance business**
 Financial year ended **31 December 2011**
 Units **£000**

		Value of assets 1	Mean term 2	Yield before adjustment 3	Yield after adjustment 4
UK Government approved fixed interest securities	11	72230	15.77	2.76	2.76

Other approved fixed interest securities	21	2467	14.59	3.39	3.39
---	-----------	------	-------	------	------

Other fixed interest securities

AAA/Aaa	31	2615	10.78	3.95	2.36
AA/Aa	32	2857	11.02	4.84	2.57
A/A	33	10099	10.16	5.74	2.48
BBB/Baa	34	7491	8.70	6.47	2.33
BB/Ba	35	279	4.97	10.60	1.38
B/B	36				
CCC/Caa	37				
Other (including unrated)	38	982	10.50	4.16	2.17
Total other fixed interest securities	39	24323	9.83	5.66	2.41

Approved variable interest securities	41	19395	1.59	(2.14)	(2.14)
--	-----------	-------	------	--------	--------

Other variable interest securities	51				
---	-----------	--	--	--	--

Total (11+21+39+41+51)	61	118415	12.21	2.57	1.90
-------------------------------	-----------	--------	-------	------	------

Long-term insurance business : Summary of mathematical reservesName of insurer **Liverpool Victoria Life Company Limited**Total business / subfund **Summary**Financial year ended **31 December 2011**Units **£000**

UK Life	UK Pension	Overseas	Total Financial year	Total Previous year
1	2	3	4	5

Gross

Form 51 - with-profits	11				
Form 51 - non-profit	12	24339	42	24381	71239
Form 52	13				
Form 53 - linked	14				
Form 53 - non-linked	15				17
Form 54 - linked	16				43827
Form 54 - non-linked	17				
Total	18	24339	42	24381	115083

Reinsurance - external

Form 51 - with-profits	21				
Form 51 - non-profit	22				
Form 52	23				
Form 53 - linked	24				
Form 53 - non-linked	25				
Form 54 - linked	26				
Form 54 - non-linked	27				
Total	28				

Reinsurance - intra-group

Form 51 - with-profits	31				
Form 51 - non-profit	32				
Form 52	33				
Form 53 - linked	34				
Form 53 - non-linked	35				
Form 54 - linked	36				
Form 54 - non-linked	37				
Total	38				

Net of reinsurance

Form 51 - with-profits	41				
Form 51 - non-profit	42	24339	42	24381	71239
Form 52	43				
Form 53 - linked	44				
Form 53 - non-linked	45				17
Form 54 - linked	46				43827
Form 54 - non-linked	47				
Total	48	24339	42	24381	115083

Long-term insurance business : Summary of mathematical reservesName of insurer **Liverpool Victoria Life Company Limited**Total business / subfund **Ordinary Long Term - Non Profit**Financial year ended **31 December 2011**Units **£000**

UK Life	UK Pension	Overseas	Total Financial year	Total Previous year
1	2	3	4	5

Gross

Form 51 - with-profits	11				
Form 51 - non-profit	12	24339	42	24381	71239
Form 52	13				
Form 53 - linked	14				
Form 53 - non-linked	15				17
Form 54 - linked	16				43827
Form 54 - non-linked	17				
Total	18	24339	42	24381	115083

Reinsurance - external

Form 51 - with-profits	21				
Form 51 - non-profit	22				
Form 52	23				
Form 53 - linked	24				
Form 53 - non-linked	25				
Form 54 - linked	26				
Form 54 - non-linked	27				
Total	28				

Reinsurance - intra-group

Form 51 - with-profits	31				
Form 51 - non-profit	32				
Form 52	33				
Form 53 - linked	34				
Form 53 - non-linked	35				
Form 54 - linked	36				
Form 54 - non-linked	37				
Total	38				

Net of reinsurance

Form 51 - with-profits	41				
Form 51 - non-profit	42	24339	42	24381	71239
Form 52	43				
Form 53 - linked	44				
Form 53 - non-linked	45				17
Form 54 - linked	46				43827
Form 54 - non-linked	47				
Total	48	24339	42	24381	115083

Long-term insurance business : Summary of mathematical reservesName of insurer **Liverpool Victoria Life Company Limited**Total business / subfund **Reassured With Profits Bond**Financial year ended **31 December 2011**Units **£000**

UK Life	UK Pension	Overseas	Total Financial year	Total Previous year
1	2	3	4	5

Gross

Form 51 - with-profits	11				
Form 51 - non-profit	12				
Form 52	13				
Form 53 - linked	14				
Form 53 - non-linked	15				
Form 54 - linked	16				
Form 54 - non-linked	17				
Total	18				

Reinsurance - external

Form 51 - with-profits	21				
Form 51 - non-profit	22				
Form 52	23				
Form 53 - linked	24				
Form 53 - non-linked	25				
Form 54 - linked	26				
Form 54 - non-linked	27				
Total	28				

Reinsurance - intra-group

Form 51 - with-profits	31				
Form 51 - non-profit	32				
Form 52	33				
Form 53 - linked	34				
Form 53 - non-linked	35				
Form 54 - linked	36				
Form 54 - non-linked	37				
Total	38				

Net of reinsurance

Form 51 - with-profits	41				
Form 51 - non-profit	42				
Form 52	43				
Form 53 - linked	44				
Form 53 - non-linked	45				
Form 54 - linked	46				
Form 54 - non-linked	47				
Total	48				

Long-term insurance business : Valuation summary of non-linked contracts (other than accumulating with-profits contracts)

Name of insurer **Liverpool Victoria Life Company Limited**
 Total business / subfund **Ordinary Long Term - Non Profit**
 Financial year ended **31 December 2011**
 Units **£000**
 UK Life / Gross

Product code number	Product description	Number of policyholders / scheme members	Amount of benefit	Amount of annual office premiums	Nominal value of units	Discounted value of units	Other liabilities	Amount of mathematical reserves
1	2	3	4	5	6	7	8	9
300	Regular premium non-profit WL/EA OB	1428	6723	186				20830
325	Level term assurance	602	16205	112				1604
330	Decreasing term assurance	448	17032	55				1701
435	Miscellaneous non-profit		66353	1				35
440	Additional reserves non-profit OB			1				170

Long-term insurance business : Valuation summary of non-linked contracts (other than accumulating with-profits contracts)

Name of insurer **Liverpool Victoria Life Company Limited**
 Total business / subfund **Ordinary Long Term - Non Profit**
 Financial year ended **31 December 2011**
 Units **£000**
 UK Pension / Gross

Product code number	Product description	Number of policyholders / scheme members	Amount of benefit	Amount of annual office premiums	Nominal value of units	Discounted value of units	Other liabilities	Amount of mathematical reserves
1	2	3	4	5	6	7	8	9
325	Level term assurance		3406	11				41
330	Decreasing term assurance		239	2				0
435	Miscellaneous non-profit							0

Long-term insurance business: Analysis of valuation interest rateName of insurer **Liverpool Victoria Life Company Limited**Subfund **Ordinary Long Term - Non Profit**Financial year ended **31 December 2011**Units **£000**

Product group 1	Net mathematical reserves 2	Net valuation interest rate 3	Gross valuation interest rate 4	Risk adjusted yield on matching assets 5
UK L&GA NP Form 51 assurances	24305	1.88	2.35	2.78
UK Pens NP Form 51 assurances	41		2.35	2.78
Misc	35			2.78
Total	24381			

Long-term insurance business : Distribution of surplus

Name of insurer **Liverpool Victoria Life Company Limited**
 Total business / subfund **Summary**
 Financial year ended **31 December 2011**
 Units **£000**

Financial year	Previous year
1	2

Valuation result

Fund carried forward	11	117679	144546
Bonus payments in anticipation of a surplus	12		
Transfer to non-technical account	13	4575	
Transfer to other funds / parts of funds	14		
Subtotal (11 to 14)	15	122254	144546
Mathematical reserves	21	24381	115083
Surplus including contingency and other reserves held towards the capital requirements (deficiency) (15-21)	29	97873	29464

Composition of surplus

Balance brought forward	31	29464	29429
Transfer from non-technical account	32		
Transfer from other funds / parts of fund	33		
Surplus arising since the last valuation	34	68409	35
Total	39	97873	29464

Distribution of surplus

Bonus paid in anticipation of a surplus	41		
Cash bonuses	42		
Reversionary bonuses	43		
Other bonuses	44		
Premium reductions	45		
Total allocated to policyholders (41 to 45)	46		
Net transfer out of fund / part of fund	47	4575	
Total distributed surplus (46+47)	48	4575	
Surplus carried forward	49	93298	29464
Total (48+49)	59	97873	29464

Percentage of distributed surplus allocated to policyholders

Current year	61		
Current year - 1	62		
Current year - 2	63		
Current year - 3	64		

Long-term insurance business : Distribution of surplus

Name of insurer **Liverpool Victoria Life Company Limited**
 Total business / subfund **Ordinary Long Term - Non Profit**
 Financial year ended **31 December 2011**
 Units **£000**

Financial year	Previous year
1	2

Valuation result

Fund carried forward	11	117679	144546
Bonus payments in anticipation of a surplus	12		
Transfer to non-technical account	13	4575	
Transfer to other funds / parts of funds	14		
Subtotal (11 to 14)	15	122254	144546
Mathematical reserves	21	24381	115083
Surplus including contingency and other reserves held towards the capital requirements (deficiency) (15-21)	29	97873	29464

Composition of surplus

Balance brought forward	31	29464	29429
Transfer from non-technical account	32		
Transfer from other funds / parts of fund	33		
Surplus arising since the last valuation	34	68409	35
Total	39	97873	29464

Distribution of surplus

Bonus paid in anticipation of a surplus	41		
Cash bonuses	42		
Reversionary bonuses	43		
Other bonuses	44		
Premium reductions	45		
Total allocated to policyholders (41 to 45)	46		
Net transfer out of fund / part of fund	47	4575	
Total distributed surplus (46+47)	48	4575	
Surplus carried forward	49	93298	29464
Total (48+49)	59	97873	29464

Percentage of distributed surplus allocated to policyholders

Current year	61		
Current year - 1	62		
Current year - 2	63		
Current year - 3	64		

Long-term insurance business : Distribution of surplus

Name of insurer **Liverpool Victoria Life Company Limited**
 Total business / subfund **Reassured With Profits Bond**
 Financial year ended **31 December 2011**
 Units **£000**

Financial year	Previous year
1	2

Valuation result

Fund carried forward	11		
Bonus payments in anticipation of a surplus	12		
Transfer to non-technical account	13		
Transfer to other funds / parts of funds	14		
Subtotal (11 to 14)	15		
Mathematical reserves	21		
Surplus including contingency and other reserves held towards the capital requirements (deficiency) (15-21)	29		

Composition of surplus

Balance brought forward	31		
Transfer from non-technical account	32		
Transfer from other funds / parts of fund	33		
Surplus arising since the last valuation	34		
Total	39		

Distribution of surplus

Bonus paid in anticipation of a surplus	41		
Cash bonuses	42		
Reversionary bonuses	43		
Other bonuses	44		
Premium reductions	45		
Total allocated to policyholders (41 to 45)	46		
Net transfer out of fund / part of fund	47		
Total distributed surplus (46+47)	48		
Surplus carried forward	49		
Total (48+49)	59		

Percentage of distributed surplus allocated to policyholders

Current year	61		
Current year - 1	62		
Current year - 2	63		
Current year - 3	64		

Long-term insurance capital requirementName of insurer **Liverpool Victoria Life Company Limited**

Global business

Financial year ended **31 December 2011**Units **£000**

LTICR factor	Gross reserves / capital at risk	Net reserves / capital at risk	Reinsurance factor	LTICR Financial year	LTICR Previous year
1	2	3	4	5	6

Insurance death risk capital component

Life protection reinsurance	11	0.0%					
Classes I (other), II and IX	12	0.1%			1.00		
Classes I (other), II and IX	13	0.15%					
Classes I (other), II and IX	14	0.3%	19441	19441		58	78
Classes III, VII and VIII	15	0.3%					
Total	16		19441	19441		58	78

Insurance health risk and life protection reinsurance capital component

Class IV supplementary classes 1 and 2 and life protection reinsurance	21					2	
--	----	--	--	--	--	---	--

Insurance expense risk capital component

Life protection and permanent health reinsurance	31	0%					
Classes I (other), II and IX	32	1%	24347	24347	1.00	243	261
Classes III, VII and VIII (investment risk)	33	1%					
Classes III, VII and VIII (expenses fixed 5 yrs +)	34	1%					
Classes III, VII and VIII (other)	35	25%					
Class IV (other)	36	1%	35	35	1.00	0	890
Class V	37	1%					
Class VI	38	1%					
Total	39					244	1151

Insurance market risk capital component

Life protection and permanent health reinsurance	41	0%					
Classes I (other), II and IX	42	3%	24347	24347	1.00	730	784
Classes III, VII and VIII (investment risk)	43	3%					
Classes III, VII and VIII (expenses fixed 5 yrs +)	44	0%					
Classes III, VII and VIII (other)	45	0%					
Class IV (other)	46	3%	35	35	1.00	1	2669
Class V	47	0%					
Class VI	48	3%					
Total	49		24381	24381		731	3452

Long term insurance capital requirement	51					1036	4681
--	-----------	--	--	--	--	------	------

Returns under the Accounts and Statements Rules

Supplementary Notes to the Return

Name of company **Liverpool Victoria Life Company Limited**

Global business

Financial year ended **31 December 2011**

0201 The Financial Services Authority, on the application of the firm, made a direction in February 2010 under section 148 of the Financial Services and Markets Act 2000. The direction allows the firm to reduce the deduction for intangible assets by an amount equal to the provision for any deferred tax liability arising on goodwill and the acquired value of in-force business

0301 Reconciliation of Net Admissible Assets to Capital Resources after Deduction

	2011	2010
	£000's	£000's
Per Annual Return		
Form 13 Line 89 (OLTB)	9,944	75,425
Form 13 Line 89 (LTIB)	129,726	227,469
Form 14 Line 11, 12 & 49	(36,428)	(198,005)
Form 15 Line 69	0	0
Net Admissible Assets	103,242	104,890
Capital Resources		
Subordinated Debt (F3.46)	0	0
Total Form 3 Line 79	103,242	104,890

0302 Capital Instruments

The Company repaid its three subordinated loans from Liverpool Victoria Friendly Society Limited in 2010 and no longer holds any capital instruments.

0313 Reconciliation of Net Profit to Profit Retained

	2011	2010
	£000's	£000's
Profit & Loss and Other Reserves 2011 F3.12.3	93,242	149,467
Profit & Loss and Other Reserves 2010 F3.12.4	149,467	130,187
Movement in Period	(56,225)	19,280
Retained Profit in NP Fund	(9,257)	(3,039)
Retained Profit for the Year F16.59.1	(65,482)	16,241

1304 and *1310* Amounts receivable and payable

Amounts due to and from any one person have been offset where appropriate in accordance with generally accepted accounting principles.

1305 and *1319* Maximum permitted counterparty limits

- Investments in deposits, floating rate notes, commercial paper and other non-equity securities may only be placed with counterparties on an agreed list. The list of agreed counterparties is determined by reference to their credit ratings.
- The investment guidelines operated by the company limit exposure to any one counterparty by reference to the credit rating of that counterparty. Investments could not be placed with counterparties with a credit rating of less than Moody's P1 unless otherwise advised before any deposit was made.

1307 and *1313* Aggregate Value of Rights

The aggregate value of rights falling under INSPRU 2.1.35R, INSPRU 2.1.36R and INSPRU 2.1.37R is £ Nil.

1309	<p>Hybrid Securities</p> <p>The aggregate value of those investments falling within lines 46 or 48 which are hybrid securities is £NIL. (2010: £NIL)</p>
1318	<p>Other Asset Adjustments</p> <p>The adjustment in Line 101 for Other Than Long term Insurance Business relates to the gross up of the interfund debtor with the Long Term Insurance Business. The equal and opposite contra entry is reflected in Line 15.83</p> <p>The Business amount has been calculated on a net position with the Other Than Long Term Insurance Business debtor being netted off against the Long Term Insurance Business creditor.</p>
1401 and *1501*	<p>Provision for reasonably foreseeable adverse variations</p> <p>No provision was thought necessary as the company maintains sufficient admissible assets to meet reasonably foreseeable adverse variations</p>
1402 and *1502*	<p>Liabilities</p> <p>(a) There are no charges over the assets of the Company;</p> <p>(b) The estimated liability for corporation tax in respect of capital gains, which would have arisen if the investments had been realised at their market values, would have been £Nil (2010:£Nil).</p> <p>(c) Other than those shown on Forms 14 and 15 there are no contingent liabilities (other than insurance liabilities) applicable to the Company.</p> <p>(d) The Company has no guarantees, indemnities or other contractual commitments effected other than in the ordinary course of insurance business in respect of related companies; and</p> <p>(e) The Directors are not aware of any fundamental uncertainties affecting its business.</p>
1507	<p>Other Adjustments</p> <p>The adjustment in Line 83 for Other Than Long term Insurance Business relates to the gross up of the interfund debtor with the Long Term Insurance Business. The equal and opposite contra entry is reflected in Line 13.101</p> <p>The Business amount has been calculated on a net position with the Other Than Long Term Insurance Business debtor being netted off against the Long Term Insurance Business creditor.</p>
1700	<p>Omission of Form</p> <p>Form 17 - Analysis of Derivative Contracts has been omitted in respect of all categories because all entries would be blank.</p>
1800 and *1900*	<p>Omission of form</p> <p>Forms 18, 19 and Appendix 9.4A have not been produced for LVLC because there are no with-profit liabilities.</p>
4002	<p>Other Income</p> <p>Income relates to commission and interest income received.</p>
4004	<p>Transfer to Non Technical Account</p> <p>During the year surplus funds were transferred to Shareholder Fund</p>
4006	<p>Apportionment to Long Term Insurance Business Funds</p> <p>The two long term insurance business funds are independently maintained and each has its own identifiable assets. Investment income, taxation, expenses and any increase or decrease in the value of assets are allocated as they occur for each fund.</p>
4009	<p>Material transaction with connected party</p>

In November 2011 the reinsurance agreement held between Liverpool Victoria Life Company Limited and Liverpool Victoria Friendly Society for the PHI business was terminated. This business will not be written directly in Liverpool Victoria Friendly Society.

4700

Omission of Form

Form 47 – New business has been omitted because the entries would be blank. There is no direct new business written in LVLC and the business shown in the 2010 Form 47 was reinsurance business accepted internally from Liverpool Victoria Friendly Society. However, this internal reinsurance arrangement was terminated during 2011.

4802

Expected income from assets where payments in default

No expected income is allowed for on any bonds where payments are in default.

4901

Disclosure of Rating Agency Used

A combination of Moody's S&P and Fitch Credit Ratings has been used to classify the Other Fixed Interest Securities.

5103

Business for a Product Classified as Miscellaneous

Product code 435 includes reserves for non-FPP Index-Related policies.

5303

Business for a Product Classified as Miscellaneous

Product code 795 includes non-unit reserves for Income Protector policies

6001

Omission of forms

On the grounds of materiality, no Form 11 or 12 has been produced for LVLC and so the requirement at Form 60, Line 21 has been estimated. The method of estimation applies the same proportion of F11 and 12 liability to total PHI reserve in LVFS, to the remaining PHI reserve in LVLC. The gross annual office premiums in force at the 'valuation date' in respect of the relevant business was £501k.

Returns under the Accounts and Statements Rules

Statement of additional information on derivatives required by Rule 9.29

Name of company **Liverpool Victoria Life Company Limited**

Global business

Financial year ended **31 December 2011**

DERIVATIVES COMMENTARY

- a) Investment guidelines operated by the Company:
 - (i) Derivatives are only to be used for the purpose of efficient portfolio management and not for speculation; and
 - (ii) All positions involving contingent liabilities must be fully covered throughout the term of the derivative either by the underlying security or by the equivalent value in cash.
- b) The Company's derivative transactions during 2011 were all made only for the purposes of efficient portfolio management and as such were deemed potentially exercisable at some time during the term of the contract.
- c) The Company was not party to any derivative contracts during the financial year which were never likely to be exercised.
- d) The Company did not use any derivative contracts during the financial year which required a significant provision to be made for it under INSPRU 3.2.17R or (where appropriate) did not fall within the definition of a permitted derivative contract.
- e) The total value of fixed consideration received by the Company in return for granting rights under derivative contracts during the year was: £Nil.

Returns under the Accounts and Statements Rules

Statement on Controllers required by Rule 9.30

Name of company **Liverpool Victoria Life Company Limited**

Global business

Financial year ended **31 December 2011**

CONTROLLERS

At 31 December 2011 Liverpool Victoria Friendly Society Limited owned 100% of the shares in the Company and was entitled to exercise 100% of the voting power at any General Meeting of the Company.

APPENDIX 9.4 (Rule 9.31(a))

ABSTRACT OF VALUATION REPORT ON THE INVESTIGATION INTO THE FINANCIAL CONDITION OF THE COMPANY IN RESPECT OF ITS LONG-TERM BUSINESS

In accordance with Part VII of the Financial Services and Markets Act 2000, Liverpool Victoria Life Company Limited ("LVLC") transferred all business to Liverpool Victoria Friendly Society ("LVFS") at 11.59pm on 31st December 2008, with the exception of a small volume of life business previously acquired by LVLC from UIA (Insurance) Limited ("UIA") at 11.59pm on 31st October 2005.

INTRODUCTION

- 1.(1) The valuation date to which the actuarial investigation relates is 31st December 2011.
- (2) The valuation date to which the previous actuarial investigation relates is 31st December 2010.
- (3) No interim valuations (for the purposes of rule 9.4) have been carried out since the previous 'valuation date'.

PRODUCT RANGE

2. The entire product range (with the exception of UIA business) was transferred from LVLC to LVFS on 31st December 2008. Further to this, on 30th November 2011, the separate reinsurance agreement drawn up whereby all Permanent Health Insurance benefits not otherwise reinsured were ceded from LVFS to LVLC was collapsed. All remaining reinsurance agreements between LVLC and other cedants remained unaffected by the transfer of business.

There have been no other significant changes in the remaining LVLC product range during the financial year (new products, new bonus series, products withdrawn, changes to options or guarantees under existing products), including brand names and charging methods.

DISCRETIONARY CHARGES AND BENEFITS

- 3.(1) At the valuation date, the company does not transact any business where the option of a market value reduction ("MVR") can be applied.
- (2) The Company does not transact reviewable protection business at the valuation date.
- (3) The Company does not transact deposit administration business at the valuation date.
- (4)(5) The Company does not transact linked business at the valuation date.
- (6) The Company does not transact accumulating with-profits business at the valuation date.
- (7)(8) The Company does not maintain any internal linked funds at the valuation date.
- & (9)

VALUATION BASIS (OTHER THAN FOR SPECIAL RESERVES)

- 4.(1) The investigation involved the determination, for each insurance type, the net liability in respect of the contracts in force at the date of the investigation.

A gross premium method of valuation has been adopted using the bases described in sub-paragraphs 4.(2) to 4.(6) below. The liability has been calculated as the present value of the benefits plus the present value of expenses less the present value of the gross premiums.
- (2) The annual percentage rates of interest used for determining the mathematical reserves described in sub-paragraph 4.(1) were as follows:-

Product Group	Product Code Number	Interest Rate as at:-	
		31 st December 2011	31 st December 2010
L&GA Non-Profit	300, 325, 330	1.88%	2.80%

- (3) The method used to adjust the yield on assets other than equity shares and land, in accordance with INSPRU 3.1.41R, was to restrict the yields of non-"Approved" fixed interest stocks to the yields on gilts of equivalent term or, if lower, the actual yield.

- (4) The mortality bases used to determine the mathematical reserves described in sub-paragraph 4.(1) were as follows:-

Product Group	Product Code Number	Mortality basis as at:-	
		31 st December 2011	31 st December 2010
L&GA Non-Profit	300, 325, 330	100%AM/AF92	100%AM/AF92

- (5) The Company does not transact morbidity business at the valuation date.

- (6) The expense bases used to determine the mathematical reserves described in sub-paragraph 4.(1) were as follows:-

Product Group	Product Code Number	Expense basis as at:-	
		31 st December 2011	31 st December 2010
NP Endowment/Whole Life	300	£35.79	£33.00
Term assurance	325, 330	£19.92	£21.58

Allowance was made for investment expenses by reducing the gross valuation interest rate by 0.120%.

The rates of tax relief assumed on expenses used to determine the mathematical reserves described in sub-paragraph 4.(1) were as follows:-

Product Group	Rate of Tax Relief as at:-	
	31 st December 2011	31 st December 2010
L&GA Non-Profit	20%	20%

- (7) The Company does not transact any linked business at the valuation date.
- (8) Where relevant, allowance has been made for future guaranteed benefit increases when determining mathematical reserves in accordance with sub-paragraph 4(1).
- (9) No allowance has been made for the surrender or lapse of any contract.
- (10) The Company does not hold any derivative contracts.
- (11) No adjustments were made to the valuation methodology as at the valuation date arising from changes in the INSPRU valuation rules effective from 31st December 2006.

OPTIONS AND GUARANTEES

5. There are no guarantees and options where the basic reserve exceeds the lesser of £10m and 1% of the total gross mathematical reserves.

EXPENSE RESERVES

- 6.(1) The aggregate amount, grossed up for taxation where appropriate, expected to arise during the twelve months after the valuation date from explicit allowances made in the valuation to meet expenses in fulfilling contracts in force at the valuation date is £0.1m (including £0.0m of implicit investment expenses). This amount is based on those expenses explicitly included in future cash flows. No allowance is made for any other maintenance expenses, all expenses have been treated as attributable.
- (2) No implicit allowances were made in the valuation of expenses.
- (3) The amount of maintenance expenses shown at line 14 of Form 43 is £1.3m.
- (4) The cost of continuing to transact new business during the twelve months following the valuation date is zero. This is because the Company is closed to writing direct new business at the valuation date.
- (5) The cost of closure to new business is zero.
- (6) All expenses have been treated as attributable in this valuation.

MISMATCHING RESERVES

7.(1) There were no liabilities denominated in currencies other than sterling as at the valuation date.

(2) No reserve is held for currency mismatching.

(3)(4)(5) As the Company is a realistic basis life there is no requirement for LVLC to hold resilience capital. However, LVLC as calculated a resilience capital reserve of £0.2m and included it within the mathematical reserves.

(6) On a prudent assumption basis of future experience, the Company has concluded it has sufficient net cashflow, of an appropriate currency and term, to meet the expected cash outflows from the insurance liabilities as they become due. As such no further reserve was made arising from the test on assets in INSPRU 1.1.34R(2).

OTHER SPECIAL RESERVES

8. No other special reserves exceeded the lesser of £10m and 0.1% of total mathematical reserves.

REINSURANCE

9.(1) During the year 2011, no reinsurances were ceded on a facultative basis to reinsurers who are not authorised to carry on business in the United Kingdom.

(2) In respect of contracts written in the LVLC fund, as at the valuation date, the Company had no treaties of reinsurance where the Company is the Cedant and under which business is in force at the valuation date, and where premiums exceed the lesser of £10m and 1% of gross premiums or reserves exceed the lesser of £10m and 1% of total mathematical reserves.

REVERSIONARY (OR ANNUAL) BONUS

10.(1) The Company does not transact any with-profits business.

(2) (3)
& (4)

Certificate required by Rule 9.34(1) of the Accounts and Statements Rules

Name of company **Liverpool Victoria Life Company Limited**

Global business

Financial year ended **31 December 2011**

We certify that:

- a) the return has been properly prepared in accordance with the requirements in IPRU (INS), GENPRU and INSPRU;
- b) we are satisfied that:
 - i. throughout the financial year, the insurer has complied in all material respects with the requirements in SYSC and PRIN as well as the provisions of IPRU(INS), GENPRU and INSPRU; and
 - ii. it is reasonable to believe that the insurer has continued so to comply subsequently and will continue so to comply in future;
- c) in our opinion premiums for contracts entered into during the financial year and the resulting income earned are sufficient, under reasonable actuarial methods and assumptions, and taking into account the other financial resources of the insurer that are available for the purpose, to enable the insurer to meet its obligations in respect of those contracts and, in particular, to establish adequate mathematical reserves;
- d) the sum of the mathematical reserves and the deposits received from reinsurers as shown in Form 14 constitute proper provision at the end of the financial year in question for the long-term insurance liabilities (including all liabilities arising from deposit back arrangements, but excluding other liabilities which had fallen due before the end of the financial year) including any increase in those liabilities arising from a distribution of surplus as a result of an actuarial investigation as at that date into the financial condition of the long-term insurance business;
- e) the with-profits fund has been managed in accordance with the Principles and Practice of Financial Management, as established, maintained and recorded under COBS 20.3; and
- f) we have, in preparing the return, taken and paid due regard to-
 - i. advice from every actuary appointed by the insurer to perform the actuarial function in accordance with SUP 4.3.13R; and
 - ii. advice from every actuary appointed by the insurer to perform the with-profits actuary function in accordance with SUP 4.3.16R.

.....
R A Rowney
Director

.....
P W Moore
Director

.....
P B Cassidy
Company Secretary

Liverpool Victoria Life Company Limited
Frizzell House
County Gates
Bournemouth
BH1 2NF

20 March 2012

Auditors' report: Regulatory Return for a life insurance company

Liverpool Victoria Life Company Limited

Global business

Financial year ended 31 December 2011

Independent auditors' report to the directors pursuant to rule 9.35 of the Interim Prudential Sourcebook for Insurers

We have audited the following documents prepared by the insurer pursuant to the Accounts and Statements Rules set out in Part I and Part IV of Chapter 9 to IPRU(INS) the Interim Prudential Sourcebook for Insurers, GENPRU the General Prudential Sourcebook and INSPRU the Prudential Sourcebook for Insurers ('the Rules') made by the Financial Services Authority under section 138 of the Financial Services and Markets Act 2000:

- Forms 2, 3, 13 to 16, 40 to 43, 48, 49, 58 and 60, (including the supplementary notes) on pages 1 to 57 ('the Forms');
- the statement required by IPRU(INS) rule 9.29 on page 59 ('the statement'); and
- the valuation report required by IPRU(INS) rule 9.31(a) on pages 63 to 65 ('the valuation report');

We are not required to audit and do not express an opinion on:

- Forms 46, 47, 50 to 51 and 57 (including the supplementary notes) on pages 35 to 39, and pages 44 to 49;
- the statements required by IPRU(INS) rules 9.30 on page 61; and
- the certificate required by IPRU(INS) rule 9.34(1) on page 67.

Respective responsibilities of the insurer and its auditors

The insurer is responsible for the preparation of an annual return including the Forms, the statement and the valuation report under the provisions of the Rules. The requirements of the Rules have been modified by a direction issued under section 148 of the Financial Services and Markets Act 2000 on 1 February 2010. Under IPRU(INS) rule 9.11 the Forms, the statement and the valuation report are required to be prepared in the manner specified by the Rules and to state fairly the information provided on the basis required by the Rules. The methods and assumptions determined by the insurer and used to perform the actuarial investigation as set out in the valuation report are required to reflect appropriately the requirements of INSPRU 1.2 and 1.3.

It is our responsibility to form an independent opinion as to whether the Forms, the statement and the valuation report meet these requirements, and to report our opinion to you. We also report to you if, in our opinion:

- adequate accounting records have not been kept, or returns adequate for our audit have not been received from branches not visited by us; or
- the Forms, the statement and the valuation report are not in agreement with the accounting records and returns; or
- we have not received all the information we require for our audit.

This report has been prepared for the directors of the insurer to comply with their obligations under IPRU(INS) rule 9.35 and for no other purpose. We do not, in providing this report, accept or assume responsibility for any other purpose save where expressly agreed by our prior consent in writing.

Basis of opinion

We conducted our work in accordance with Practice Note 20 'The audit of insurers in the United Kingdom (Revised)' issued by the Auditing Practices Board. Our work included examination, on a test basis, of evidence relevant to the amounts and disclosures in the Forms, the statement and the valuation report. The evidence included that previously obtained by us relating to the audit of the financial statements of the insurer for the financial year. It also included an assessment of the significant estimates and judgements made by the insurer in the preparation of the Forms, the statement and the valuation report.

We planned and performed our work so as to obtain all the information and explanations which we considered necessary in order to provide us with sufficient evidence to give reasonable assurance that the Forms, the statement and the valuation report are free from material misstatement, whether caused by fraud or other irregularity or error and comply with IPRU(INS) rule 9.11.

In accordance with IPRU(INS) rule 9.35(1A), to the extent that any document, Form, statement, analysis or report to be examined under IPRU(INS) rule 9.35(1) contains amounts or information abstracted from the actuarial investigation performed pursuant to IPRU(INS) rule 9.4, we have obtained and paid due regard to advice from a suitably qualified actuary who is independent of the insurer.

Opinion

In our opinion:

- (i) the Forms, the statement and the valuation report fairly state the information provided on the basis required by the Rules as modified and have been properly prepared in accordance with the provisions of those Rules; and
- (ii) the methods and assumptions determined by the insurer and used to perform the actuarial investigation as set out in the valuation report appropriately reflect the requirements of INSPRU 1.2 and 1.3.

PricewaterhouseCoopers LLP
Chartered Accountants

20 March 2012